

MONTAJE / MONTAGE / MONTAGGIO / MONTAGEM / ASSEMBLY / BEDIENUNGSANLEITUNG

ES TE ACONSEJAMOS

- Poner el paquete en posición horizontal.
- Ordenar y contar las piezas y herrajes.
- Habilitar una zona para el montaje.
- Sigue paso a paso las instrucciones de montaje.

EN I ADVISE YOU

- Put the package in horizontal position.
- Put in the order and count the pieces and iron fittings.
- Take enough space for assembly.
- Follow step by step the assembly instruction

FR NOUS VOUS CONSEILLONS

- Poser les colis en position horizontale.
- Classer et compter les éléments de montage et la quincaillerie.
- Définir une zone de montage.
- Suivre dans l'ordre les instructions de montage.

IT VI INFORMIAMO

- Porre la confezione in orizzontale.
- Mettere in ordine e contare le minuterie metalliche.
- Essere certi di avere spazio a per il montaggio.
- Seguire passo passo le istruzioni.

ES Las herramientas que necesitas

- (no incluidas en el kit)
FR - Outils de montage nécessaires
 (not inclus dans le kit)



EN The tools that you need for assembly

- (not included in the package)
IT - Gli attrezzi che vi servono per il montaggio
 (non inclusi nella confezione)



ES Los herrajes que encontraras en el kit

- FR** - Quincaillerie incluse dans le kit

EN The tools that you will find in the package

- IT** - Accessori incluso nella confezione.



X 26



X 8



X 2



X 2


4.5 x 50 mm

3 x 16 mm

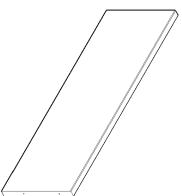
6 x 30 mm

- ES** - Las piezas incluidas en el kit
FR - Pièces incluses dans le kit


- EN** - The pieces included in the package
IT - Parti incluse nella confezione



X2

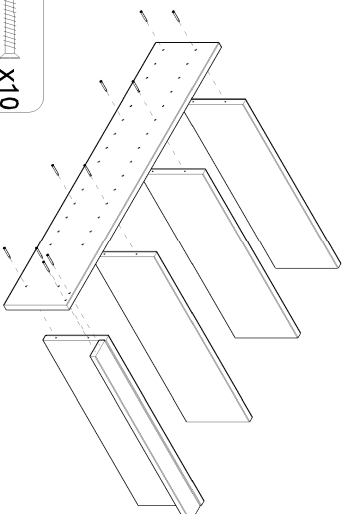


X4



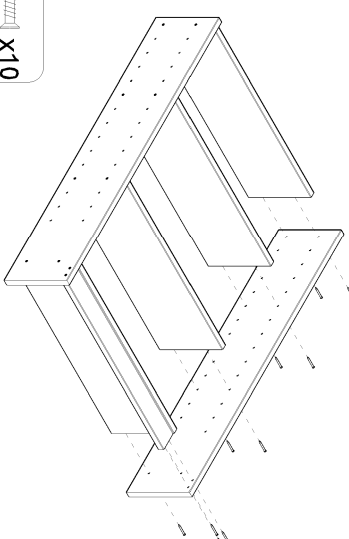
X1

1



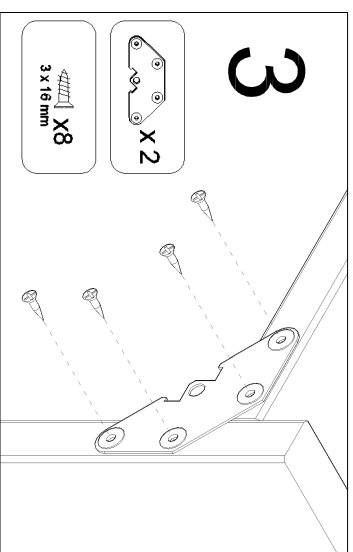
4.5 x 50 mm X10

2



4.5 x 50 mm X10

3

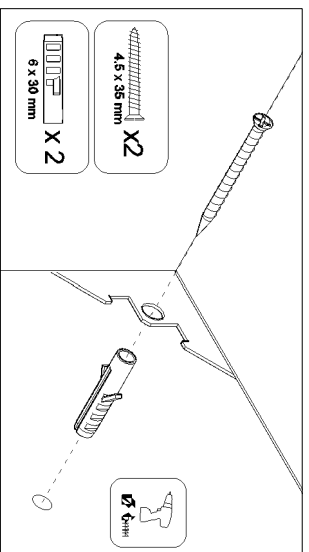
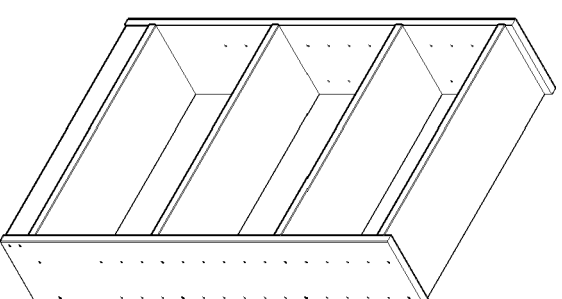


X 2

X8

3 x 16 mm

4



X2

X2

6 x 30 mm

5 mm

ref. G48000.99

ASTIGARRAGA

Kit Line

Oficina Area p13
 E-20730 Azpeitio (Gipuzkoa)
 T. +34 945 814 261 | F. +34 945 816 713
 astigarraga@kitline.es
 www.astikline.es

