




Mod. SILVER GREEN

250 Evolution



Cod. SILVER GREEN 250 EVOLUTION

EAN: 8032770667307



- Struttura in alluminio pressofuso
 - Interruttore unico on-off
 - Prolunghe laterali
 - Piano di lavoro superiore rettificato
 - **SOFT GRIP**
1. Bloccaggio piano superiore estremamente rigido grazie al bloccaggio su 3 punti
 2. Bloccaggio automatico dell'angolo di taglio con apposito pulsante
 3. Squadretta piano superiore per tagli paralleli con lente lettura e bloccaggio rapido
 4. Goniometro per tagli angolati piano superiore
 5. Squadrette inferiori scorrevoli per taglio 90- 45° in sicurezza
 6. Morsa verticale

- Aluminium casting structure
 - Single on-off switch
 - Side extensions
 - Adjusted upper work surface
 - **SOFT GRIP**
1. Extremely rigid upper deck locking thanks to 3-point locking
 2. Automatic locking of the cutting angle with a special button
 3. Upper level bracket for parallel cuts with reading lens and quick locking
 4. Protractor for angled cuts on the upper surface
 5. Sliding lower brackets for safe 90-45 ° cutting
 6. Vertical clamp



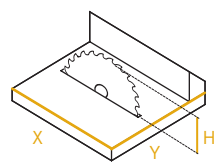
UTENSILI RICAMBIO / SPARE TOOLS:

STANDARD: *0242AW250Z.60 - Sega d.250 z.60 f.30 + rid.20 Widia legno - EAN: 8032770660261

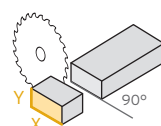


MONOFASE
1 PHASE
(V 230/50 HZ)

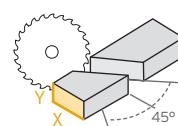
ADERENTE
CONSORZIO
Remedia
PASSIONE PER L'AMBIENTE



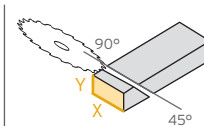
X=400 Y=300 H=35 mm



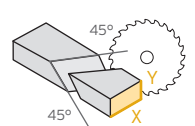
X=150 Y=70 mm



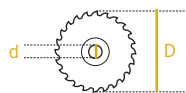
X=110 Y=70 mm



X=150 Y=45 mm




X=30 Y=70 mm



D 250/255 - d 30 mm



4800 G/1'



1600 Watt



580x530x400 mm



13,20 Kg