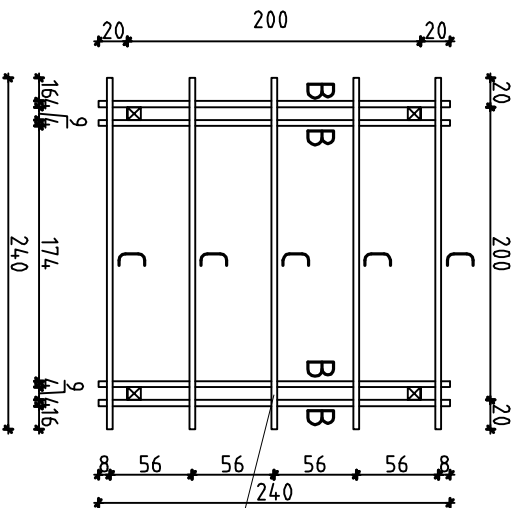
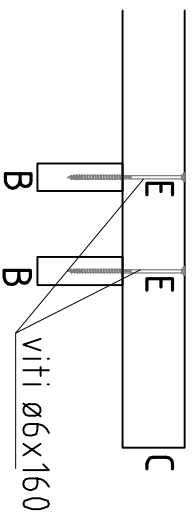
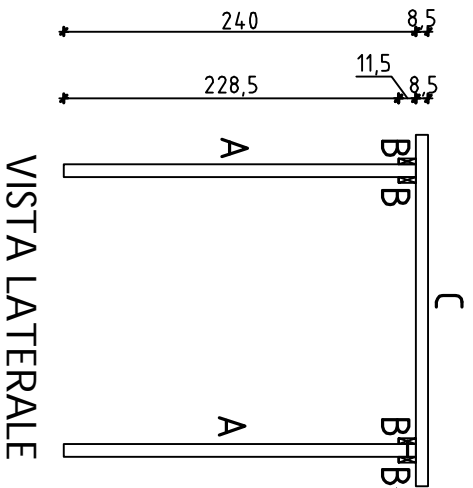
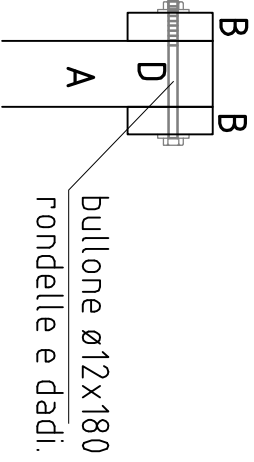


ISTRUZIONI DI MONTAGGIO**PERGOLA in pino impregnato in autoclave 240X240 cm.****VISTA DALL'ALTO**

Particolare connessione:
travi principali-travi secondarie



Particolare connessione:
montanti-travi principali

**VISTA LATERALE****LISTA PEZZI:**

- (A) - n° 4 montanti verticali cm. 9x9 L=240 cm.
- (B) - n° 4 travi principali cm. 3,8x11,6 L=240 cm.
- (C) - n° 5 travatura secondaria cm. 3,8x8,5 L=240 cm.
- (D) - n° 4 bulloni passanti $\varnothing 12 \times 180$ + n° 8 rondelle e n° 4 dadi
- (E) - n° 20 viti per legno $\varnothing 6 \times 160$