



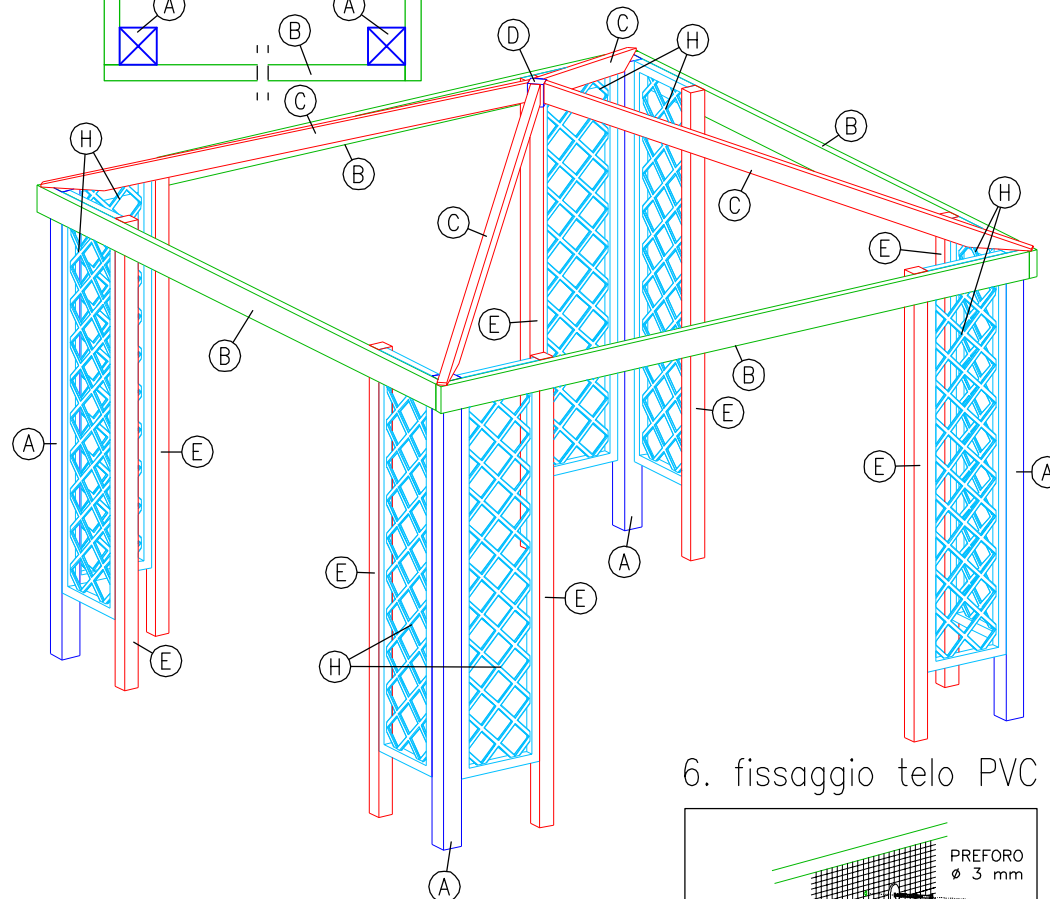
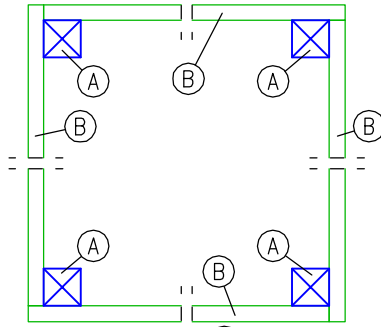
GAZEBO B - ISTRUZIONI DI MONTAGGIO

dim. 300x300 cm / 360x360 cm

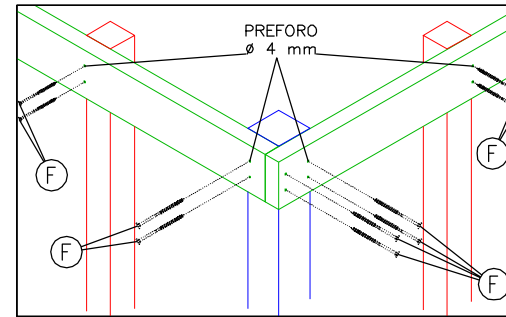
CHECK LIST

id	nr.	DESCRIZIONE
(A)	4	PALI VERTICALI - dim. 9x9 cm
(B)	4	BANCHINE - dim. 3,8x11,5 cm
(C)	4	DIAGONALI - dim. 3,8x8,5 cm
(D)	1	MONACO - dim. 7x7 cm
(E)	8	PALI VERTICALI - dim. 7x7 cm
(F)	52	VITI - ϕ 5x100 mm
(G)	32	VITI - ϕ 5x60 mm
(H)	8	GRIGLIATI - dim. 40x180 cm
(I)	1	TELO PVC
(L)	16	VITI + RONDELLA FISSAGGIO TELO VITI - ϕ 4,5x25 mm

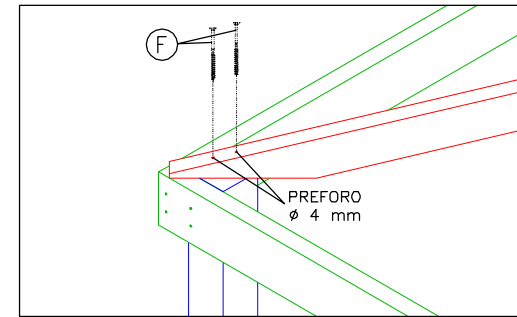
01. schema posizionamento banchine (vista dall'alto)



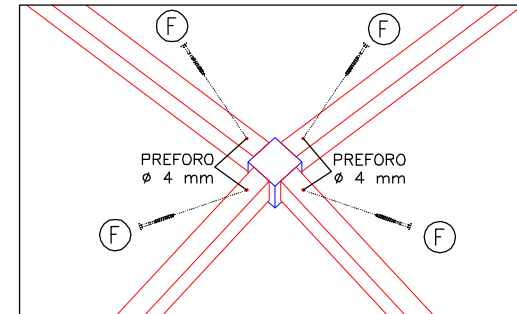
2. fissaggio pali/banchine



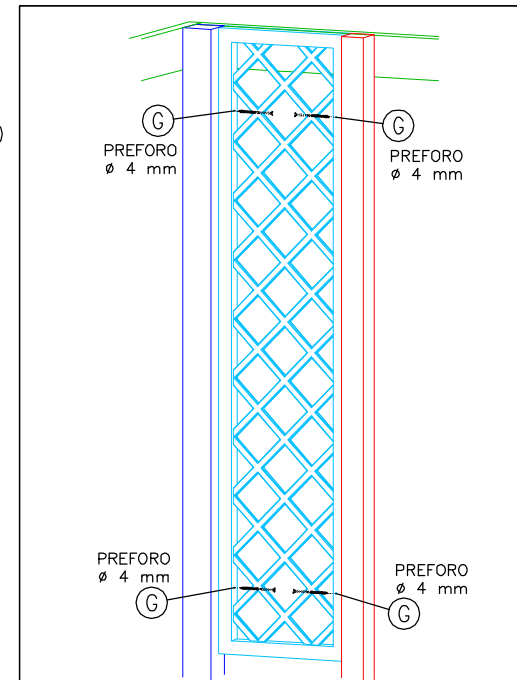
3. fissaggio pali/diagonale



4. fissaggio diagonali/monaco



5. fissaggio grigliati



6. fissaggio telo PVC

