

DATA SHEET / SCHEDA TECNICA

TUSCANY 240


COD: V49.06.001

COD. EAN 8032605814562

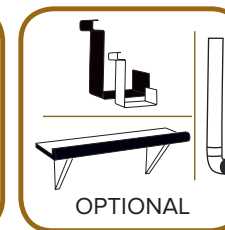

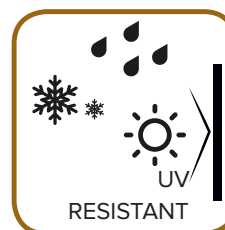
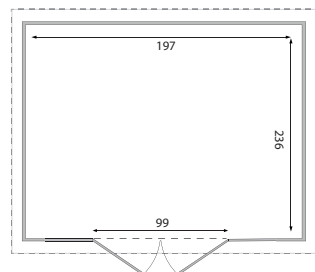
m² 6,0



EX



IN



	20unit	2unit			
	ROOF ASA	STRUCTURE PVC	FLOOR WPC	DOOR PVC	PANEL PVC
	ROOF AREA w: 229 d: 262	EX w: 202,5 d: 242,5 h: 220 IN w: 197 d: 236 h: 177 / 210	DIM. 1 TILE w: 40 d: 40 h: 4,5	w: 99 th: 2 h: 173	th: 2
	color: brown ral_1019	color: white ral_9010			
	n.box/item: 2	box size: 1: 140x209x24 2: 128x45x38 3: 77x54x46		weight: 132,5 kg	
	pz/pallet: 4	pallet max size: 140x100x238			
					UNIT OF MEASURE: CM