

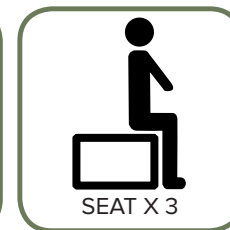
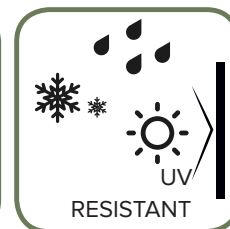

# DATA SHEET / SCHEDA TECNICA

BAULE URBAN 230

COD: V48.11.002

COD. EAN 8032605801500

230  
L



	LID	STRUCTURE	FLOOR	PANEL
	PVC	PVC	WPC	PVC
	LID AREA w: 123 d: 50	EX w: 122 d: 46,5 h: 56,7  IN w: 116,5 d: 36 h: 49,5	DIM. 1 TILE w: 40 d: 40 h: 4,5	th: 2
	color: grey ral_7035  color: grey ral_2998	color: grey ral_7035		
	n.box/item: 1 box size: 1: 125x47,5x19 weight: 20 kg pz/pallet 24 pallet max size: 100x120 cm			UNIT OF MEASURE: CM