

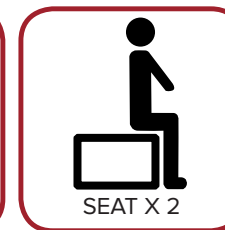


DATA SHEET / SCHEDA TECNICA

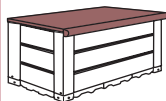
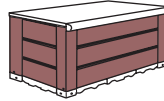
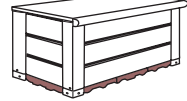
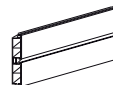



BAULE EVO 150

COD: V50.11.001

COD. EAN 8032605800848

**150
LT**



				
	LID	STRUCTURE	FLOOR	PANEL
	PVC	PVC	WPC	PVC
	LID AREA w: 82,5 d: 46,5	EX w: 82,5 d: 46,5 h: 56,7 IN w: 76 d: 36 h: 49,5	DIM. 1 TILE w: 40 d: 40 h: 4,5	th: 2
	color: white ral_9010 color: brown ral_1019	color: white ral_9010		
	n.box/item: 1 box size: 1: 85x47,5x19 weight: 13 kg pz/pallet 26 pallet max size: 100x120 cm	UNIT OF MEASURE: CM		