

CITY EASY URBAN



TECHNICAL SPECIFICATION

| FRAME | |
|---|--|
| SIZE | - |
| COLOR | Black or white |
| FRAME MATERIAL | Steel |
| FORK | Rigid - steel stems |
| REAR SHOCK | - |
| COMPONENTS | |
| HANDLEBAR | Steel |
| HANDLEBAR STEM | Aluminum - adjustable |
| SEAT POST | Steel - with quick release |
| SADDLE | Standard |
| PEDALS | Resin - with reflectors |
| TRANSMISSION | |
| BRAKE LEVERS | Aluminum - with power off |
| SHIFTERS | Standard |
| DERAILLEUR | Standard |
| BRAKES | Front and rear V-brake |
| CASSETTE | Standard |
| CHAINSET | Steel - with plastic chain cover |
| CRANKSET | Steel - with double chain guard |
| WHEELS | |
| RIMS | Aluminum - double wall |
| HUBS | Steel |
| SPOKES | Chromed steel |
| TIRES | 26" x 1,75", with white sidewalls |
| MUDGUARDS | Steel |
| TECHNOLOGY | |
| MOTOR | Rear hub - 250 W - 36 V - brushless |
| SENSOR | 12 magnets, integrated into the bottom bracket |
| BATTERY | 36 V - 7,8 Ah - 280 Wh - lithium |
| DISPLAY | LED 3 assistance levels - soft start |
| PACKAGING | Delivered 99% assembled |
| ACCESSORIES | |
| LIGHT SYSTEM | Front and rear LED lights, dry-cell powered |
| CHARGER | 42 V - 2 A |
| + MECHANICAL BELL, FRONT AND REAR STEEL RACKS, ALUMINUM STAND | |




BLACK COLOR



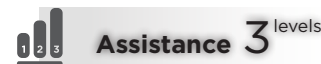
WHITE COLOR



MAGENTA COLOR



Gear 6 speeds



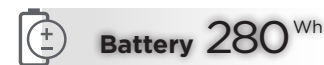
Assistance 3 levels



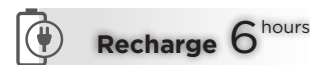
Frame Steel



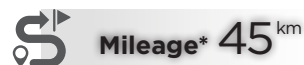
Wheels 26"



Battery 280 Wh



Recharge 6 hours



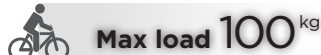
Mileage* 45 km



Weight 24 kg



Slope 10 degrees



Max load 100 kg



- Quick release waterproof cables
- Walk function at 6 km/h
- Front steel rack
- Rear steel rack ISO certified

* Indicative value which can be influenced by: road surface conditions, transported weight, speed, driving style, battery wear.

The photos shown are for reference only.

FULLY INTEGRATED PEDAL ASSIST SENSOR

The cadence sensor is fully integrated into the bottom bracket of the bike. This new version consists of a single component capable of guaranteeing greater reliability and minimum levels of maintenance.

REAR RACK ISO CERTIFIED

Carrying loads hanging from the handlebars is dangerous and can compromise maneuvering and balance skills. Thanks to the rear luggage rack, this bad habit can be avoided. The solid steel structure guarantees a maximum load of 25 kg.

QUICK RELEASE WATERPROOF CABLES

A unique feature of the electrical system is the presence of quick release connection connectors. Ideal for maintenance and diagnostics, they simplify repair management for both dealers and consumers. Thanks to the smart connectors, fixing a simple puncture will no longer be a problem.

CUSTOMIZABLE FOR THE USER

Thanks to the joint, it is possible to change the position of the handlebar to guarantee the cyclist perfect comfort of use. The stem is adjustable in height and inclination simply by acting on two screws with a common Allen key.



“WALK” FUNCTION AT 6 KM/H

The bike has power assisted walk mode which supports the rider when carrying the bike on foot. Thanks to the simple push of a button, it is possible to set off without pedaling up to 6 km/h. Very useful after stopping at traffic lights and for guiding the bicycle by hand, especially uphill in garage ramps and in areas for pedestrian use only.

6 SPEEDS GEARSET

On electric bicycles with brushless motors, you can pedal, with the engine off, as on a normal bicycle. This system makes it possible to significantly reduce the resistance up to a negligible value. In any case, the bicycle is equipped with a 6-speed gearbox with which it is possible to select the most suitable gear in all circumstances.

PRATICAL DISPLAY LED

The LED display on the handlebar, in addition to showing the remaining battery charge, allows you to choose between 3 levels of assistance to modulate the thrust of the motor during pedaling, depending on the style of use. The system can be deactivated at any time by simply pressing a button so as to allow the use of the bicycle in the same way as a traditional one.

LED LIGHTS AND MECHANICAL BELL

The front LED and the rear projector ensure maximum visibility even in poor light conditions. The classic mechanical bell allows you to effectively signal your presence in city traffic.



MAXIMUM COMFORT

The rigid fork guarantees a lower overall weight and gives the frame a cleaner line. Fewer moving parts means no adjustments and maintenance. On the front rack it is possible to fix a basket to carry bags or the daily shopping without compromising safety.

METAL MUDGUARDS

The mudguards allow you to use the bike even in adverse weather conditions without worrying about getting your clothes dirty. Unlike most of the other models, they are made of metal giving greater refinement and further robustness.

HIGH EFFICIENCY BATTERY

The lithium ion battery is equipped with high quality cells, a guarantee of greater safety and long life thanks to numerous recharge cycles. The cells, even after 500 complete charge/discharge cycles, maintain a very high yield.

CHARGING FLEXIBILITY

Equipped with a safety lock, the battery can be recharged directly on the bike or, with a simple turn of the key, removed and recharged anywhere by simply connecting it to the supplied battery charger.

