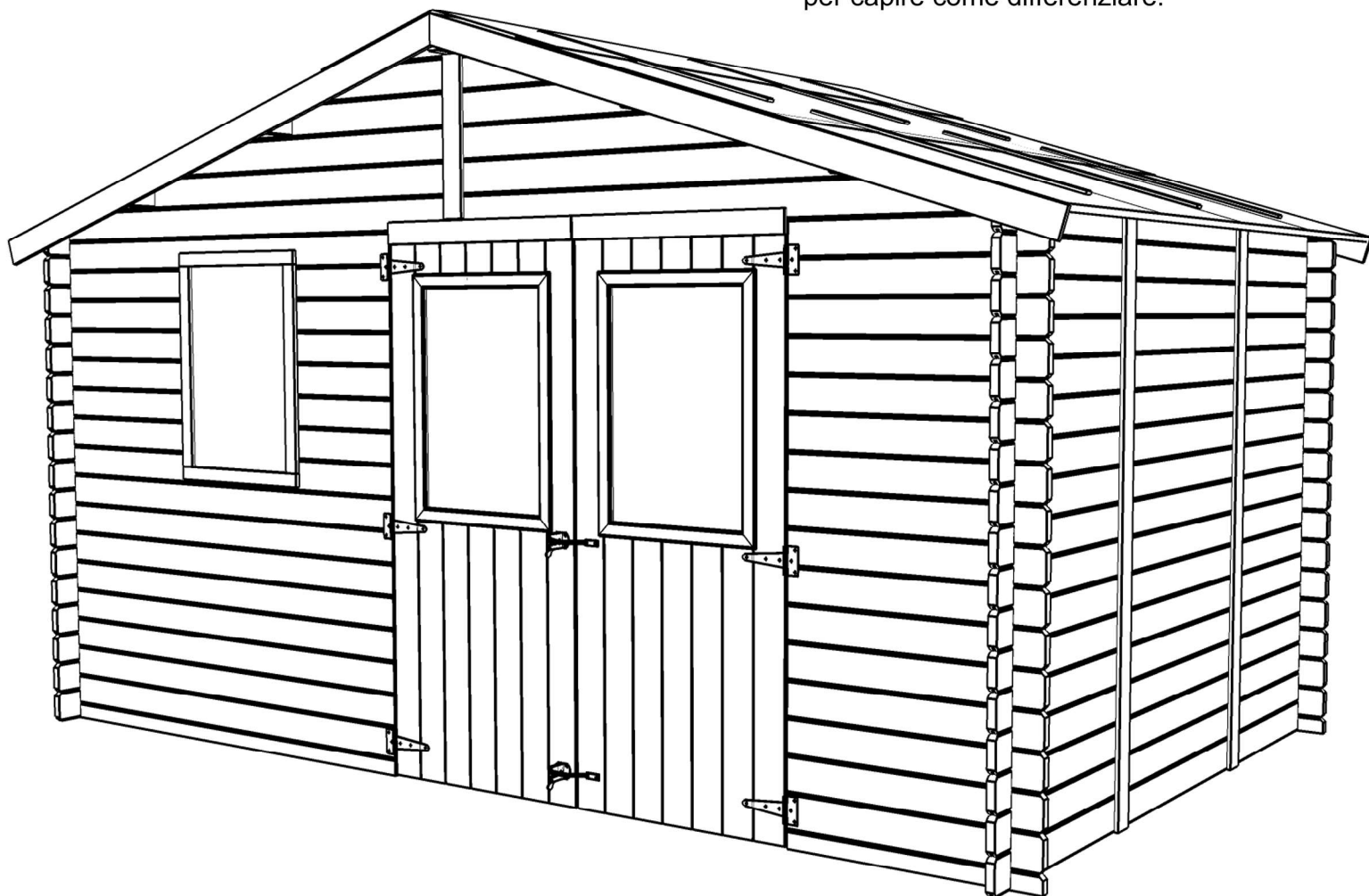




Informazioni relative al conferimento degli
imballaggi di questo prodotto, inquadra il QR
per capire come differenziare.



ISTRUZIONE DI MONTAGGIO ASSEMBLY INSTRUCTIONS MONTAGEANLEITUNG INSTRUCTIONS DE MONTAGE

CASSETTA BH25 396x249 cm p.d.f.+f.

GARDEN SHED BH25 396x249 cm p.d.f.+f.

GARTENHAUS BH25 396x249 cm p.d.f.+f.

ABRI DE JARDIN BH25 396x249 cm p.d.f.+f.

COD. 62689ISTR

Inspection Certificate

Kontrollschein • Bulletin de contrôle • Certificato di controllo •
Certificado de control

Please keep safely!

Bitte gut aufbewahren! • A bien conserver, s.v.p.! • Da conservare! •
¡Para conservar!

English: The house you have purchased was manufactured in accordance with the high quality norms. The building unit has been carefully inspected and packed. In order to avoid possible problems during the assembly carried out by yourself or the building company of your choice, we recommend that you inspect the delivery for its completeness in accordance with the list of pieces before assembly. This inspection must be carried out within 14 days after delivery to your place. Warranty claims are limited to the exchange of defective materials. Defective building parts, which have already been used or painted, are excluded from being replaced. All further claims are excluded! In cases of complaints, please pay attention to the following procedures: Please present this inspection certificate along with the sales receipt to your place of purchase. Only in cases where these documents are presented will the complaint be dealt with quickly and without complications.

Deutsch: Das von Ihnen gekaufte Produkt wurde nach hohen Qualitätsnormen gefertigt. Der Bausatz wurde sorgfältig geprüft und verpackt. Um etwaige auftretende Probleme während des Aufbaus durch Sie oder Ihre Aufbaufirma zu vermeiden, kontrollieren Sie bitte die Lieferung auf Vollständigkeit laut der Stückliste vor dem Aufbau. Diese Kontrolle muss innerhalb von 14 Tagen nach Anlieferung bei Ihnen erfolgen. Ansprüche auf Gewährleistung beschränken sich auf den Austausch von fehlerhaftem Material. Fehlerhafte Bauteile, die bereits verbaut oder gestrichen wurden, sind vom Umtausch ausgeschlossen. Alle weiteren Ansprüche sind ausgeschlossen. Sollte es zu einer Beanstandung kommen, beachten Sie folgende Vorgehensweise: Legen Sie Ihrem Händler diesen Kontrollschein zusammen mit dem Einkaufsbeleg vor. Nur bei Vorlage dieser Unterlagen ist eine schnelle und problemlose Bearbeitung Ihrer Beanstandung möglich.

Français: La cabane que vous venez d'acheter a été fabriqué en respectant de hautes normes de qualité. L'ensemble de construction a été testé et emballé avec soin. Afin d'éviter des problèmes éventuels pendant la construction par vous-même ou la société de construction mandatée, nous vous prions de bien vouloir vérifier que toutes les pièces ont été fournies selon la liste des pièces avant que vous ne commenciez la construction. Il vous incombe de faire ce contrôle dans les 14 jours après la fourniture. Les revendications en dédommagement se limitent à l'échange de matériel défectueux. Des pièces de construction défectueuses, déjà construites ou peintes, sont exclues de tout échange. Toutes les revendications ultérieures sont exclues ! Si une réclamation avait lieu, veuillez respecter le déroulement suivant : Il vous faudra présenter, à votre commerçant spécialisé, ce bulletin de contrôle avec le récépissé de l'achat. Ce ne sera que moyennant présentation de ces documents qu'un traitement rapide et sans problème de votre réclamation sera possible!

Italiano: La casetta che avete acquistato è stata prodotta secondo le norme di alta qualità. Il kit è stato controllato ed imballato con cura. Per evitare eventuali inconvenienti durante il montaggio, si prega di verificare, prima del montaggio, la completezza della fornitura in base alla distinta dei pezzi. Tale verifica deve essere effettuata entro 14 giorni dalla consegna. Eventuali diritti di garanzia si limitano alla sostituzione di materiale difettoso. Gli elementi difettosi già montati o verniciati sono esclusi dal diritto alla sostituzione. Ogni altro diritto resta escluso! In caso di reclamo, procedere nel modo seguente: presentare questo certificato di controllo unitamente alla prova d'acquisto al rivenditore. Solo in questo modo il Suo reclamo potrà essere evaso rapidamente e senza problemi.

Español: La casa que ha adquirido ha sido fabricado de acuerdo con las normas de alta calidad. La construcción de la unidad ha sido cuidadosamente inspeccionada y embalada. Con el fin de evitar posibles problemas durante la montaje llevada a cabo por usted o la empresa de construcción de su elección, le recomendamos que inspeccione la entrega de acuerdo con la lista de las piezas antes del montaje. Esta inspección deberá realizarse dentro de los 14 días después del parto a su lugar. Las reclamaciones de garantía se limita al intercambio de materiales defectuosos. La construcción de partes defectuosas, que ya han sido utilizados o se pintan, no pueden ser reemplazados. Todas las otras reclamaciones están excluidos! En los casos de quejas, por favor, preste atención a los siguientes procedimientos: Por favor presente este certificado junto con el recibo de venta a su lugar de compra. Sólo en los casos en que estos documentos se presentan a la denuncia se resuelva de forma rápida y sin complicaciones.

To be completed by buyer! (Please use block letters) • Vom Käufer auszufüllen! (Bitte in Druckschrift) • A remplir par l'acheteur! (en lettres d'imprimerie, s'il vous plaît) • Da compilare dall'acquirente! (in stampatello) • Rellena el cliente (en mayusculas por favor) :

Place of purchase • Bezugsquelle • Source
d'achat • Acquistato presso • Lugar de compra :

.....
.....
.....

Sales receipt No. • Kaufbeleg-Nr. • Récépissé n°

• Prova d'acquisto N. • N° recibo:

Delivery date • Lieferdatum • Date de livraison •

Data di consegna • Fecha de entrega:

Buyer's address • Kundenanschrift • Adresse du client • Indirizzo del cliente •
Dirección del cliente:

.....
.....
.....

Telephone • Telefon • Téléphone • Telefono:

Sales receipt date • Kaufbeleg-Datum • Date du récépissé • Data prova

d'acquisto • Fecha recibo :

Forwarder: Pick-up Others • Durch: Spedition Selbstabholer •

Par: Transporteur Propres moyens • Tramite: Spedizioniere Mezzo proprio

• Entrega: Transporte organizado transporte de cliente

Description of complaint • Schilderung der Beanstandung • Description de la réclamation • Descrizione del reclamo •

descripción de queja: **(Please keep the parts which are the object of the complaint until the complaint is settled! • Bitte die reklamierten Teile aufheben, bis die Reklamation erledigt ist! • Veuillez garder les pièces contestées jusqu'à ce que la réclamation soit traitée définitivement! • Si prega di conservare i pezzi contestati del reclamo!)** • Por favor mantiene todas detalles reclamadas hasta que la queja se ha resuelto.

INDICAZIONI GENERALI

Gentile Cliente,

la ringraziamo per aver scelto la nostra casetta in legno.

E' importante leggere accuratamente le istruzioni prima di dare inizio alle operazioni di montaggio del prodotto, in tal modo eviterà qualsiasi problema e perdita di tempo.

Consigli:

- Conservare il kit in luogo asciutto e non appoggiato direttamente sul pavimento, mantenendolo protetto da agenti atmosferici (acqua, sole ecc.) fino al montaggio definitivo. Non conservare il prodotto in ambienti riscaldati.
- Nella scelta del luogo in cui sarà posizionata la casetta, prestare attenzione a che non sia esposta a condizioni atmosferiche estreme (zone esposte a vento forte).

Garanzia:

La vostra casetta è stata realizzata con pregiato legno di abete rosso nordico e viene consegnata non trattata. Qualora, nonostante il nostro accurato controllo in fabbrica, dovessero sorgere reclami sarà necessario presentare al negoziante il certificato di controllo compilato insieme alla fattura d'acquisto.

Esclusioni:

- Il legno è una materia prima naturale e pertanto le contestazioni relative al suo naturale comportamento non rientrano nella garanzia.
- Reclami relativi al materiale non vengono accettati una volta verniciato.
- Nodi nel legno.
- Scolorimenti del legno che non influiscono sulla durata.
- Crepe / fessure non passanti che non compromettono la costruzione.
- Deformazioni del legno, a condizione che possa ancora essere lavorato.
- Sui lati non visibili del tavolame del tetto e del pavimento sono ammesse parti non piallate; sono inoltre ammesse differenze di colore e di smusso.
- Reclami successivi dovuti a montaggio non conforme o cedimento della struttura della casetta a causa di fondamenta errate sono esclusi.

Le rivendicazioni di garanzia sono limitate alla sostituzione del materiale difettoso, ogni altra rivendicazione è esclusa.

VERNICIATURA, MANUTENZIONE E SMALTIMENTO

Il legno è un prodotto naturale e si muove in modo variabile. Caratteristiche quali venature grosse e sottili, sfumature e cambiamenti di colore nonché nodi sono dovuti alla crescita dell'albero. Sono del tutto normali nei legni che crescono all'aperto, e pertanto non sono da considerare difetti ma piuttosto una caratteristica del legno naturale.

Per la verniciatura, usare attrezzi e vernici di qualità e rispettare le istruzioni di sicurezza e applicazione del produttore della vernice. Non verniciare in pieno sole o in caso di pioggia. Farsi consigliare dettagliatamente dal venditore sulla protezione di legni di conifera trattati. Con una regolare verniciatura aumenterete notevolmente la durata della vostra casetta in legno. Consigliamo un'ispezione semestrale del prodotto.

Lubrificare con regolare frequenza le parti mobili quali serratura, cerniere e catenacci facendo attenzione a non imbrattare le parti circostanti.

A fine vita del prodotto provvedere a consegnare la **casetta** direttamente all'ECOCENTRO nel cassonetto del **LEGNO**. Oppure, nei comuni dove è previsto, mediante il ritiro rifiuti ingombranti.

L'azienda Alce s.r.l. si riserva la possibilità di apportare in qualsiasi momento e senza preavviso modifiche ai propri prodotti atte e migliorarne la qualità.

DE

GENERELLES

Sehr geehrter Kunde,

es freut uns, dass Sie sich für unser Produkt entschieden haben.

Es ist wichtig, diese Aufbauanleitung vollständig durchzulesen, bevor Sie mit dem Aufbau Ihres Produktes beginnen. So vermeiden Sie Probleme und unnötigen Zeitverlust.

Tipps:

- Lagern Sie den Bausatz bis zur endgültigen Montage trocken und nicht direkt auf dem Erdboden und geschützt vor Witterungseinflüssen (Nässe, Sonneneinwirkung, etc.). Die Produkte bitte nicht in einem geheizten Raum aufbewahren!
- Achten Sie bei der Standortwahl darauf, dass das Produkt nicht extremen Witterungsbedingungen (Gebiete mit starkem Wind) ausgesetzt ist.
- Achten Sie darauf, dass das Dach bei Schneefall regelmäßig vom Schnee befreit wird und somit keine Gefahr für das Produkt als auch für vorbeigehende Personen besteht.

Gewährleistung

Ihr Produkt besteht aus hochwertigem nordischen Fichtenholz und wird unbehandelt geliefert. Sollte es trotz unserer sorgfältigen Werkskontrolle zu Reklamationen kommen, legen Sie ihrem Händler den ausgefüllten Kontrollschein mit Ihrer Einkaufsrechnung vor!

Abweichungen, die keinen Reklamationsgrund darstellen:

- Holz ist ein Naturprodukt, daher fallen die naturgegebenen Beanstandungen nicht unter Garantie.
- Materialreklamationen werden nicht akzeptiert, wenn bereits ein Anstrich erfolgte
- Äste, die mit dem Holz fest verwachsen sind.
- Holzverfärbungen, ohne das dadurch die Lebensdauer beeinflusst wird.
- Risse /Trockenrisse, die nicht durchgehend sind und nicht die Konstruktion beeinflussen.
- Verdrehungen des Holzes, vorausgesetzt es lässt sich noch verarbeiten.
- An den nicht sichtbaren Seiten der Dachbretter können diese ungehobelt sein und es können Farbunterschiede vorkommen.
- Spätere Reklamationen durch unsachgemäße Montage oder absacken des Gartenhauses durch unsachgemäße Fundamente und Gründungen sind ausgeschlossen.
- Für Schäden, die durch falsche Pflege und unsachgemäßem oder fehlendem Anstrich resultieren (z.B. Verzug von Teilen), können keine Garantieansprüche erhoben werden.

Ansprüche auf Gewährleistungen beschränken sich auf den Austausch von fehlerhaftem Material. Alle weiteren Ansprüche sind ausgeschlossen

LACKIERUNG, WARTUNG UND ENTSORGUNG

Holz ist ein Naturprodukt und weist unterschiedliche Merkmale aus, wie grobe und feine Maserungen, Farbschattierungen und Veränderungen sowie Verwachsungen haben ihren Ursprung im Wuchs des Baumes. Sie sind bei Hölzern, die in der freien Natur wachsen, normal und deshalb nicht als Fehler, sondern vielmehr als Eigentümlichkeit des Naturwerkstoffes Holz anzusehen.

Beim Anstrich benutzen sie hochwertiges Werkzeug und Farbe. Beachten Sie die Sicherheits- und Verarbeitungshinweise des Farbenherstellers. Streichen Sie nie in direkter Sonne oder bei regnerischen Wetter. Lassen Sie sich ausführlich bei Ihrem Händler über den Holzschutz für Nadelhölzer beraten. Durch einen regelmässigen Anstrich beeinflussen Sie im wesentlichen die Lebensdauer ihres Produktes.

Pflegen Sie bewegliche Teile wie Schlösser, Scharniere und kontrollieren Sie diese regelmäßig auf funktions- fähigkeit. Um den ökologischen Kreislauf einzuhalten, bitten wir Sie, das Produkt am Ende der Lebensdauer fachgerecht in den jeweiligen Annahmestellen zu entsorgen. Die Auskünfte hierzu erhalten Sie in den Gemeinden vor Ort.

Das Unternehmen Alce s.r.l. behält sich vor, jederzeit und ohne Vorankündigung Änderungen an seinen Produkten vorzunehmen, um deren Qualität zu verbessern.

GÉNÉRALITÉS

Cher client,

Nous sommes heureux que votre choix se soit porté sur notre maisonnette!

Il est important de lire entièrement cette notice de montage avant de commencer la construction de votre maisonnette! Vous vous éviterez ainsi des problèmes et des pertes de temps inutiles.

Conseils:

- Avant son montage définitif, entreposez le kit de construction au sec et pas directement sur la terre, en le protégeant contre les intempéries (humidité, rayonnement du soleil, etc.). Ne pas conserver la merchandise dans un local chauffé!
- Au moment de choisir l'endroit de montage, veillez à ce que la maisonnette ne soit pas exposée à des conditions atmosphériques extrêmes (zones exposées à des vents forts).

Garantie

Votre maisonnette est réalisée en bois d'épicéa nordique de haute qualité et elle vous est livrée non traitée. Si elle devait donner lieu à des réclamations, malgré les soins apportés à notre contrôle en usine, nous vous demandons de remettre à votre revendeur spécialisé le bon de contrôle rempli et votre facture d'achat!

Ecarts qui ne constituent pas un motif de réclamation:

- Le bois est un produit naturel, ce qui fait que les réclamations reposant sur des phénomènes naturels ne tombent pas sous le coup de la garantie.
- Les réclamations concernant les matériaux ne sont pas acceptées si une peinture a déjà été appliquée!
- Noeuds qui sont inhérents au bois.
- Décolorations du bois qui n'exercent pas d'influences sur la durée de vie.
- Fissures / fentes de retrait qui ne sont pas traversantes et qui n'exercent pas d'influences sur la construction.
- Déformations du bois, sous réserve qu'il puisse encore être mis en oeuvre.
- Sur les faces non visibles des planches du toit et du plancher, il se peut que les planches ne soient pas rabotées, on peut observer des différences de couleur et des flaches.
- Une réclamation tardive résultant d'un montage incorrectement réalisé, d'un affaissement du maisonnette par suite de fondations et de soubassements incorrectement réalisés, est exclue.

Les recours en garantie se limitent au remplacement du matériel défectueux. Tous les autres recours sont exclus!

PEINTURE, ENTRETIEN ET ÉLIMINATION

Le bois est un produit naturel qui travaille de façon variable. Des caractéristiques telles que les madrures grossières et fines, les nuances de couleurs et les modifications, de même que les imbrications, ont leur origine dans la croissance du bois. Dans le cas de bois qui poussent en pleine nature, ces caractéristiques sont normales et ne doivent par conséquent pas être considérées comme des défauts mais, au contraire, comme une particularité de ce matériau naturel qu'est le bois.

Pour la peinture, n'utilisez qu'un outillage et une peinture de haute qualité, et respectez les consignes de sécurité et de mise en oeuvre du fabricant de peintures. Ne peignez jamais en plein soleil ou lorsque le temps est à la pluie. Faites-vous conseiller de façon détaillée par votre revendeur spécialisé quant à la protection à utiliser pour les conifères traités. En refaisant régulièrement la peinture, vous augmentez sensiblement la durée de vie de votre maisonnette. Nous vous conseillons également une inspection semestrielle de votre maisonnette.

Lubrifier les pièces mobiles telles que les serrures, charnières et chaînes avec une fréquence régulière, en veillant à ne pas enduire les parties environnantes.

À la fin de la vie du produit, procéder à la livraison du chalet directement à l'île écologique, dans la benne en bois. Ou, dans les municipalités où il est prévu, par la collecte des déchets encombrants.

L'entreprise Alce s.r.l. se réserve la possibilité d'apporter à tout moment et sans préavis des modifications à ses produits et d'en améliorer la qualité.

GENERAL GUIDELINES

Dear Customer,

thank you for choosing this Garden Shed. **It's important to read carefully the instructions before commencing the installation of the product**, thus avoid any problem and loss of time.

Tips:

- Store the kit in a dry place, not directly on the floor, and keep it protected from the elements (water, sun etc.) until final installation. Do not store the product in a heated room.
- When selecting the place where the shed will be located, please take care that it is not exposed to extreme weather conditions (such as to strong wind).

Warranty:

Your Garden Shed is made from high quality Nordic spruce and is delivered untreated. If arise complaints despite our thorough factory inspection, the compiled inspection certificate together with the purchase invoice must be presented to the dealer.

Exclusions:

- Wood is a natural material and, therefore, disputes relating to its natural behavior are not covered by the warranty.
- Complaints relating to the material will not be accepted once painted.
- Knots in the wood.
- Discolorations of wood that do not affect its duration.
- Cracks / non-through-cracks that do not affect the construction stability.
- Deformations of the timber, provided that it can still be worked.
- On the not visible sides of planks in the roof and floor, not planed parties are permitted; in the same parties they are also permitted different colors and chamfer.
- Subsequent claims due to non-conforming assembly or failure of the structure due to incorrect foundations will not be accepted.

Warranty claims are limited to the replacement of defective material, any other claim is excluded.

PAINTING, MAINTENANCE AND DISPOSAL

Wood is a natural product and moves in a variable way. Features such as large and subtle veins, nuances and color changes, and knots, are due to the growth of the tree. They are normal in the woods that grow outdoors and, therefore, should not be considered defects but rather natural wood characteristics.















For painting, please use quality tools and paints and respect the safety instructions and tips application of the paint manufacturer. Do not paint in direct sunlight or in case of rain and be advised in detail by the seller about treated softwoods protection. Having been properly painted substantially increase the duration of your Garden Shed. We recommend bi-annual inspection of the product.

Lubrify moving parts such as locks, hinges and chains with regular frequency, making sure not to smear the surrounding parts.

At the end of the life of the product, proceed to deliver the cottage directly to the ecological island, in the wooden dumpster. Or, in the municipalities where it is planned, through the collection of bulky waste.

The company Alce s.r.l. reserves the right to make changes to its products at any time and without notice and improve their quality.

SCHEDA RIPRISTINO ART. 62689ISTR CASSETTA BH25 p.d. finestr. + fines. fissa dim. 396x249 cm
 CLIENTE:

pz	descrizione	dimensione		cod.
1	½ perlina abete grezzo (pareti)	25x52,5x1700 mm		78218B
1	½ perlina abete grezzo (pareti)	25x52,5x770 mm		78539B
1	½ perlina abete grezzo (pareti)	25x52,5x1780 mm		78533B
1	½ perlina abete grezzo (pareti)	25x52,5x2180 mm		78532B
23	perlina abete grezzo (pareti)	25x105x770 mm		78540B
43	perlina abete grezzo (pareti)	25x105x1700 mm		78214B
34	perlina abete grezzo (pareti)	25x105x790 mm		78215B
16	perlina abete grezzo (pareti)	25x105x2180 mm		78534B
16	perlina abete grezzo (pareti)	25x105x1780 mm		78535B
7	perlina abete grezzo (pareti)	25x105x465 mm		78536B
1	½ perlina abete grezzo (solo femmina)	25x52,5x463 mm		78383B
2	timpano dx			82131
2	timpano sx			82132
1	profilo abete grezz. giunzione timpano	35x45x880 mm		81536B
8	profilo abete grezzo (trave copertura) *	35x90x1245 mm		78526B
2	profilo abete grezzo (trave copertura) *	35x90x1245 mm		78527B
10	profilo abete grezzo (sandwich) *	12x70x990 mm		78524B
8	foglio OSB3 (copertura)	623xx2150x12 mm		79120
1	guaina sabbiata	1000x13500 mm		05547
2	profilo abete grezzo (coprifilo)	12x70x550 mm		78537B
4	profilo abete grezzo (fascione)	12x90x2170 mm		78538B
5	profilo abete grezzo (fissaggio angoli)	28x28x1780 mm		78129B
12	profilo pino impregnato (fermaguaina)	10x30x900 mm		82001B
6	profilo abete grezzo (coprifilo)	12x70x1780 mm		78516B
2	listello coprifilo finestra	12x45x555 mm		78406B
2	listello coprifilo finestra	12x45x685 mm		78407B
1	listello chiusura catenaccio	20x70x200 mm		78154B

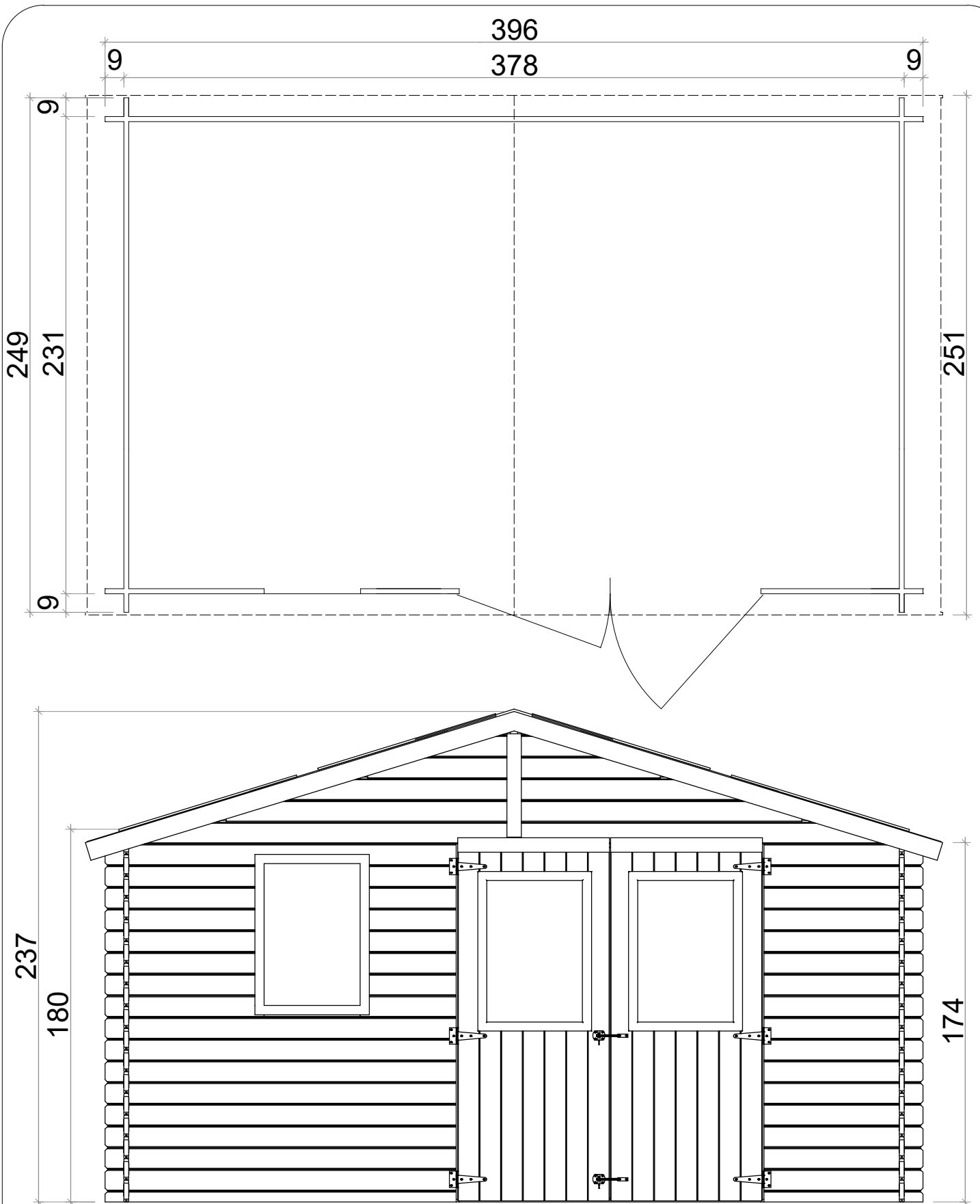
*** ELEMENTO STRUTTURALE IN LEGNO MASSICCIO SECONDO**
LA NORMA UNI EN 14081-1:2005+A1:2011

Spuntare l'articolo da ripristinare e indicare le quantità necessarie, quindi fare la scansione o la foto della scheda e allegare alla richiesta di ripristino.

SCHEDA RIPRISTINO ART. 62689ISTR CASSETTA BH25 p.d. finestr. + fines. fissa dim. 396x249 cm
CLIENTE:

pz	descrizione	dimensione	cod.
3	plexiglas	505x730x2 mm	82541
1	porta doppia finestrata	1475x1720 mm	82036
2	finestra	550x770 mm	82102
2	profilo abete grezzo (battuta porta)	12x70x735 mm	78405B
1	profilo abete grezzo (sembrana)	20x70x1600 mm	78368B
1	profilo abete grezzo (sembrana sx)	20x70x1775 mm	78289B
1	profilo abete grezzo (sembrana dx)	20x70x1775 mm	78288B
1	profilo pino grezzo (battuta bassa porta)	20x40x1490 mm	81256B
1	kit ferramenta		26513
1	istruzione cassetta		62689ISTR

Spuntare l'articolo da ripristinare e indicare le quantità necessarie, quindi fare la scansione o la foto della scheda e allegare alla richiesta di ripristino.

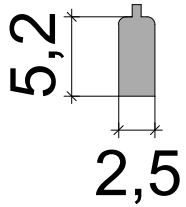


IT AVVERTENZA: prima del montaggio scaricare la struttura e riporla in luogo livellato ed asciutto avendo cura di coprirla con il telo in dotazione all'imballo.

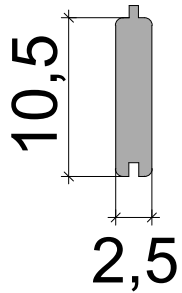
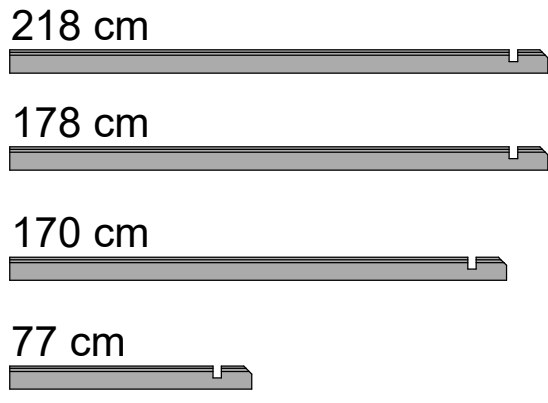
EN WARNING: before assembly download the structure and store it in a dry and leveled place also take care to cover it with the tarp packaging supplied.

DE HINWEIS: Bitte die Lieferung vor der Montage an einem trockenen und ebenen Ort akklimatisieren. Achten Sie darauf, dass die Palette mit einer Plane abgedeckt und vor Feuchtigkeit geschützt ist.

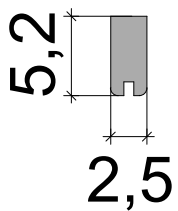
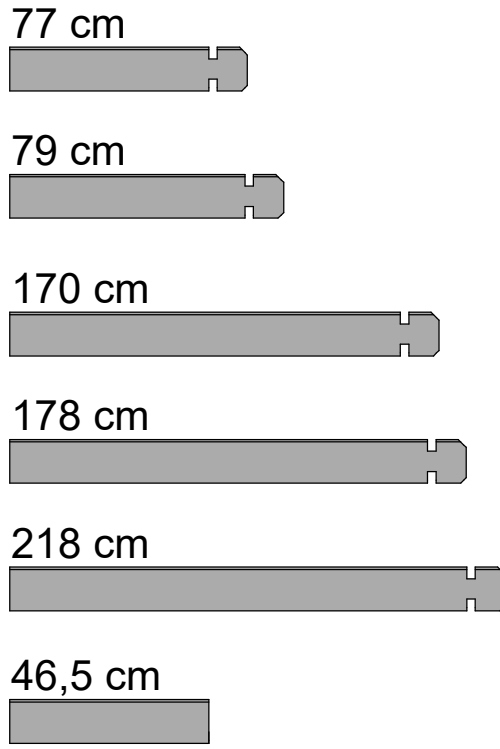
FR AVERTISSEMENT: avant l'assemblage de le structure télécharger et stocker dans un endroit sec et nivelé en veillant également à le couvrir avec l'emballage fourni.



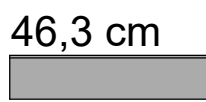
- 1x 78532
- 1x 78533
- 1x 78218
- 1x 78539



- 23x 78540
- 34x 78215
- 43x 78214
- 16x 78535
- 16x 78534
- 7x 78536

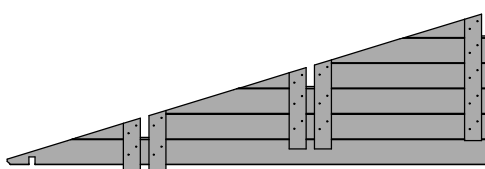


- 1x 78383



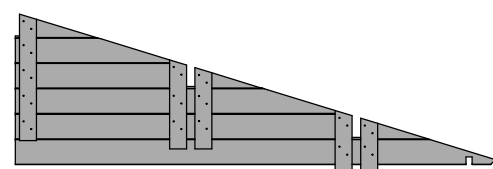
2x

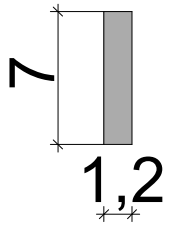
82131



2x

82132





6x 78516

178 cm



2x 78537

55 cm



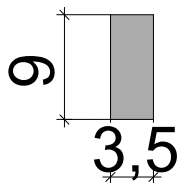
2x 78405

73,5 cm



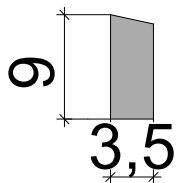

10x 78524

99 cm



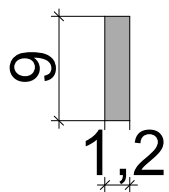
2x 78527

124,5 cm



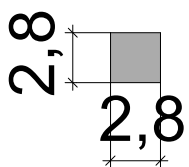
8x 78526

124,5 cm



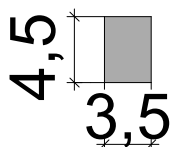
4x 78538

217 cm



5x 78129

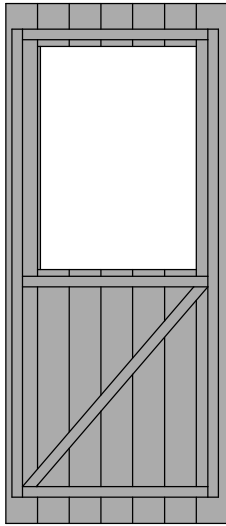

178 cm

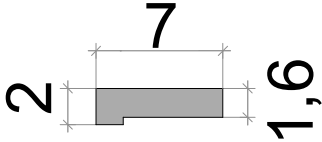
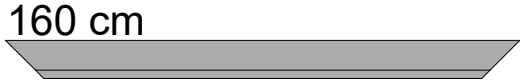




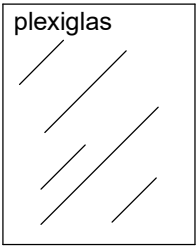
1x 81536

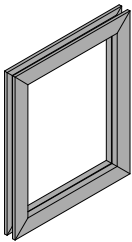
88 cm

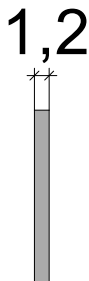



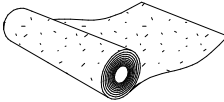
	82036	 
		<p>1x DX</p> <p>1x SX</p>

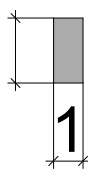

	1x	78368	 <p>160 cm</p>
	1x	78288	 <p>177,5 cm</p>
	1x	78289	 <p>177,5 cm</p>

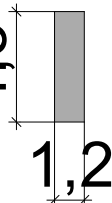


 <p>plexiglas</p>	3x	82541	50,5x73 cm
--	----	-------	------------

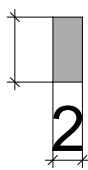

	2x	82102	55x77,3 cm
---	----	-------	------------

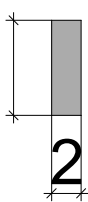

	<p>8x 79120</p>	 <p>215 cm</p> <p>62,3 cm</p>
---	-----------------	---

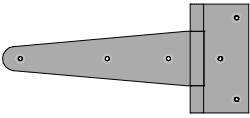
	<p>1x 05575</p>	<p>2000 cm</p>
---	-----------------	----------------

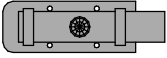
	<p>12x 82001</p>	<p>circa da 70 a 90 cm</p> 
---	------------------	---

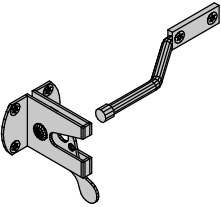
	<p>2x 78406</p>	<p>55,5 cm</p> 
	<p>2x 78407</p>	<p>68,5 cm</p> 

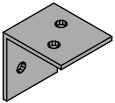
	<p>1x 81256</p>	<p>149 cm</p> 
---	-----------------	--



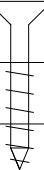



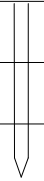

	<p>1x 78154</p>	<p>20 cm</p> 
---	-----------------	---

	6x	75132	
---	----	-------	--





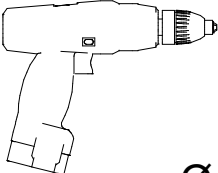



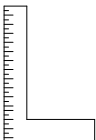


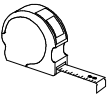


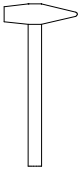
	2x	75113	
---	----	-------	--

	2x	25589	
---	----	-------	--

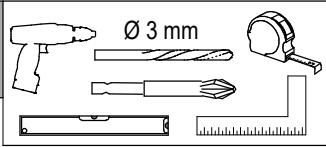
	12x	25230	
---	-----	-------	--

cod. 21050	cod. 21045	cod. 20020	cod. 21039	cod. 20031	cod. 20027	cod. 20160	cod. 05579
Ø 4x50 mm	Ø 4x40 mm	Ø 4x35 mm	Ø 4x30 mm	Ø 3,5x25 mm	Ø 4,5x20 mm	38 mm	13 mm
							

20x 250x 50x 215x 90x 50x 250x 100x

										
										
Ø 3 - 8 mm										

1



Ø 3 mm

1x 78539

1x 78218

1x 78533

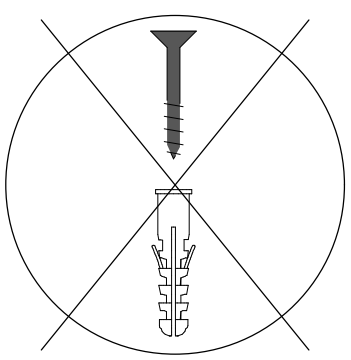
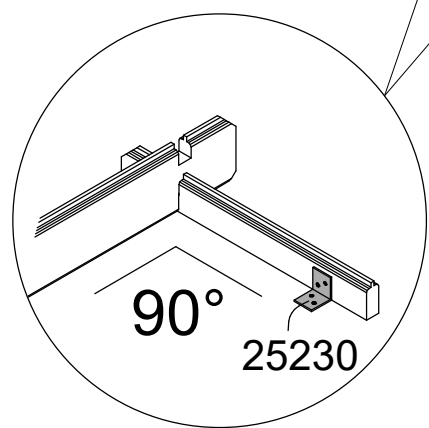
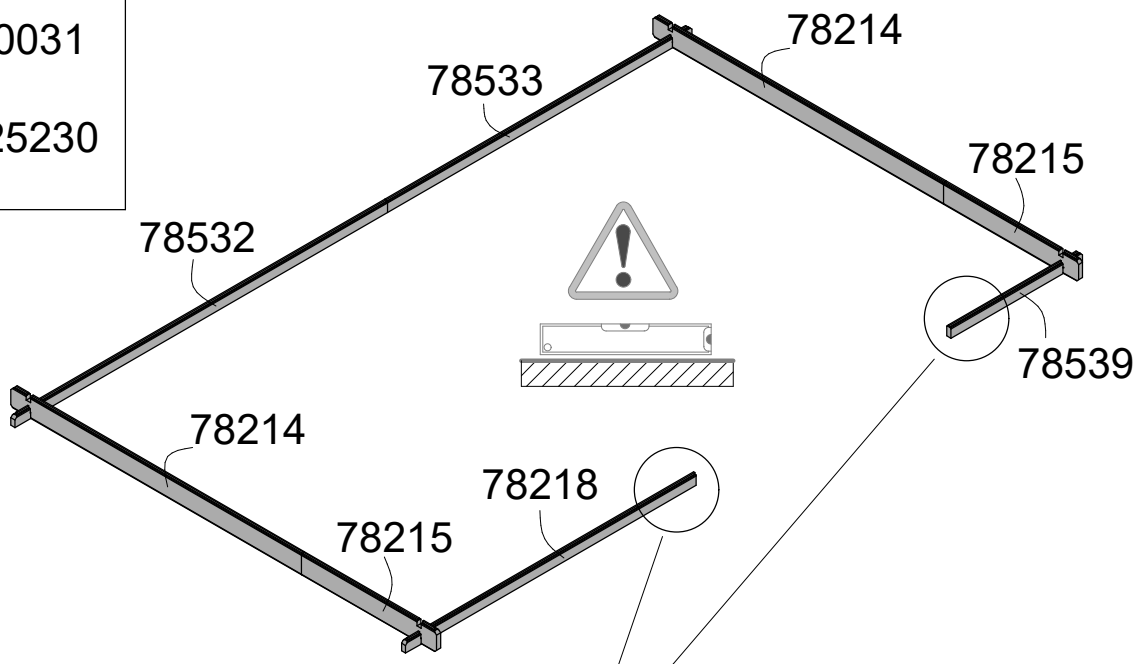
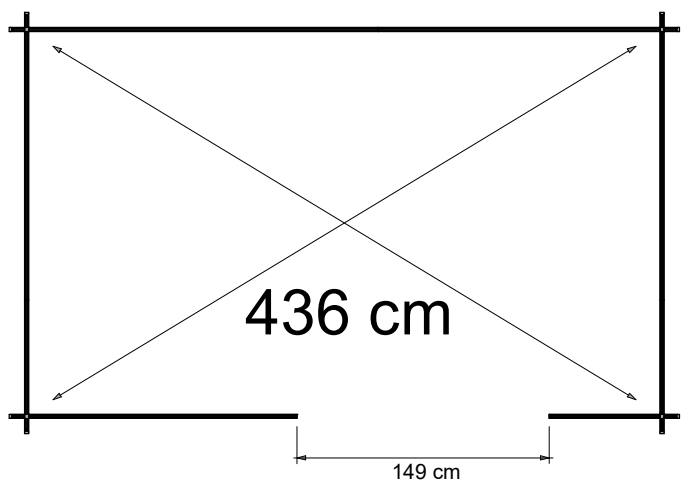
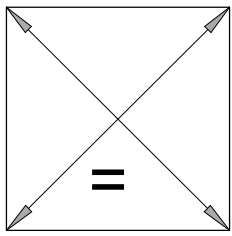
1x 78532

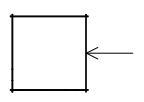
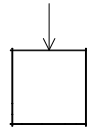
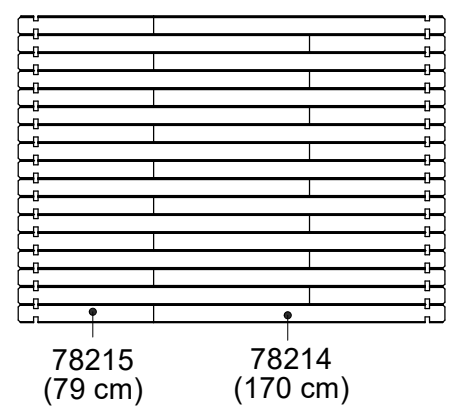
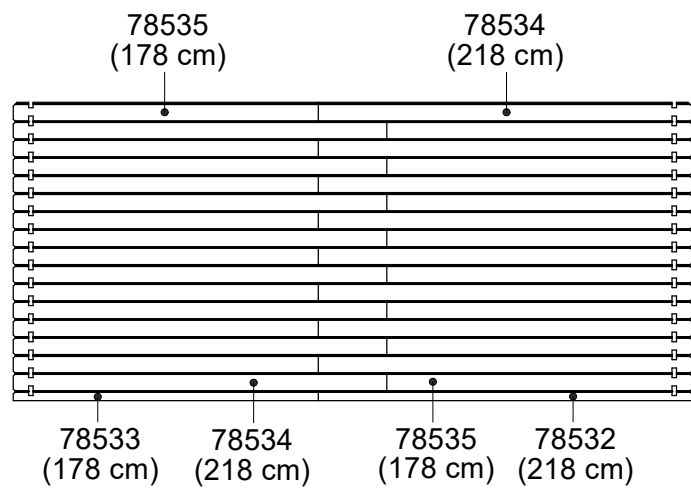
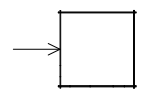
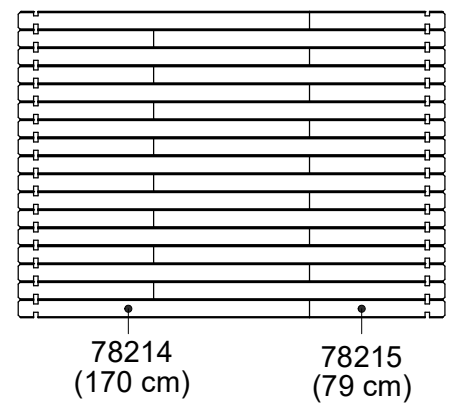
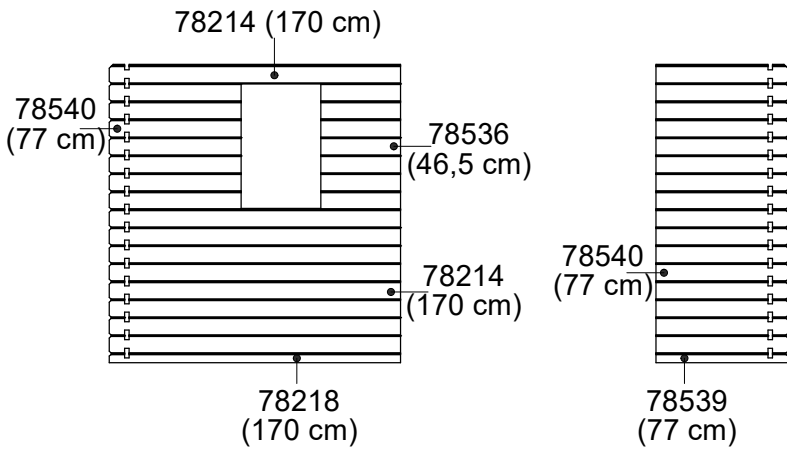
2x 78215

2x 78214

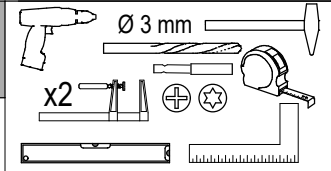
6x 20031

2x 25230





3

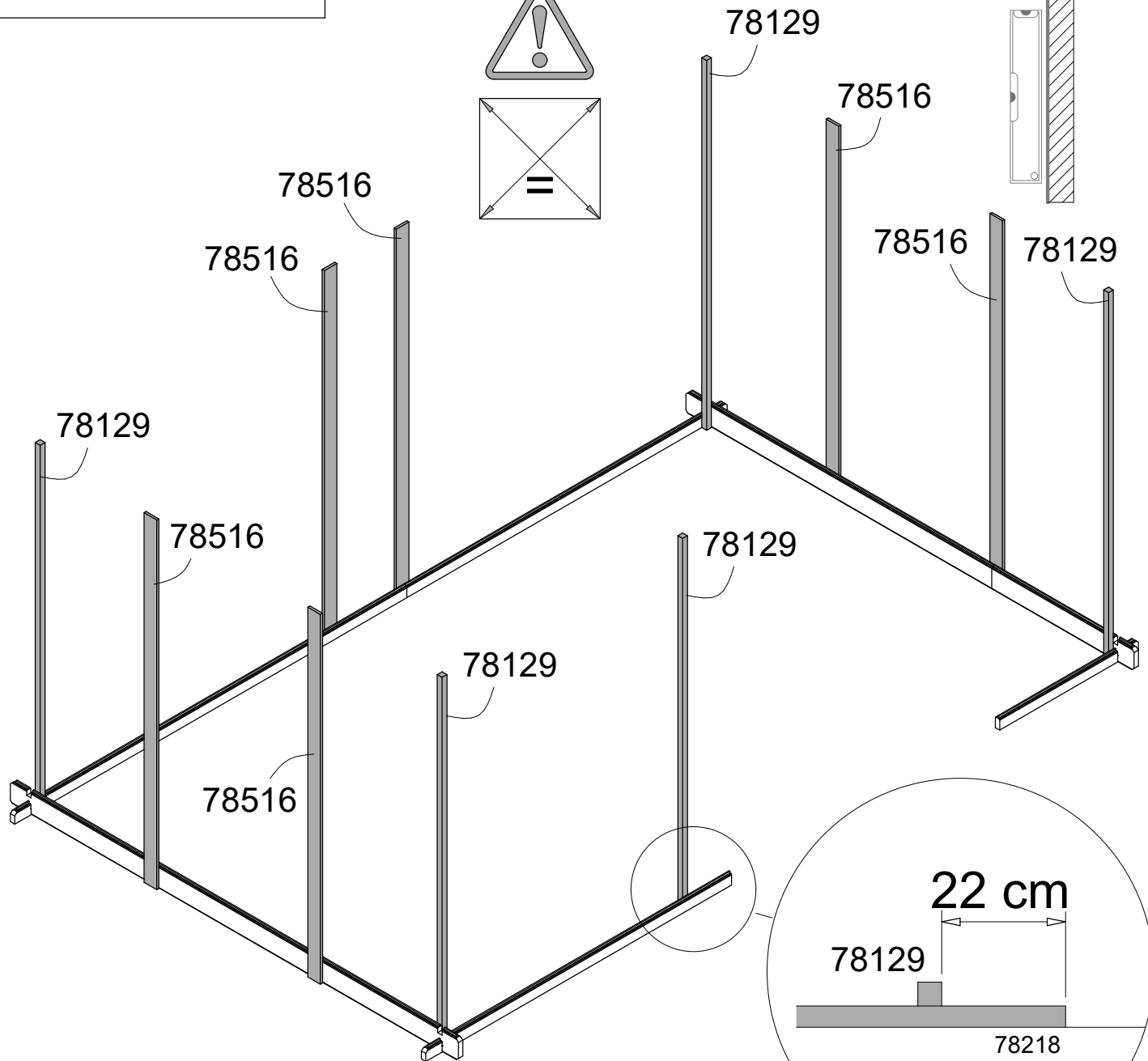
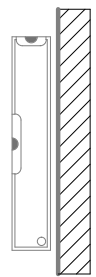
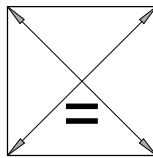



6x 78516

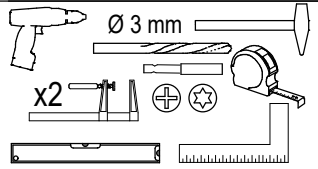
5x 78129

10x 21045

12x 21039



4



3x 78540



6x 78215



9x 78214



3x 78535



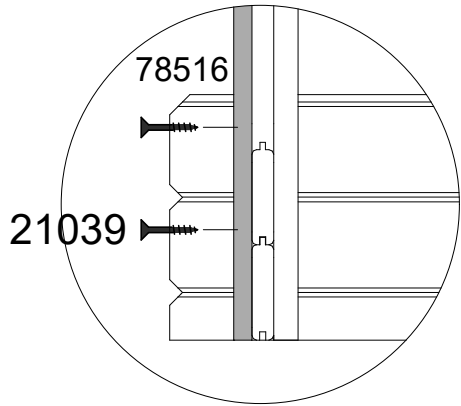
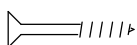
3x 78534



30x 21045



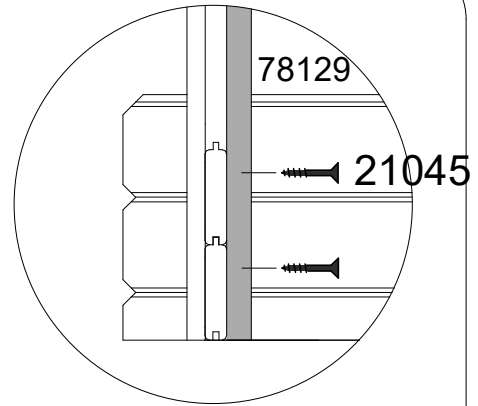
36x 21039



78516

21039

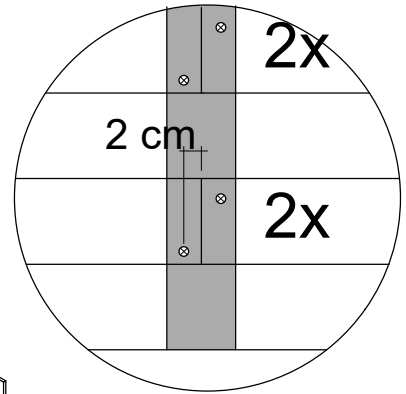
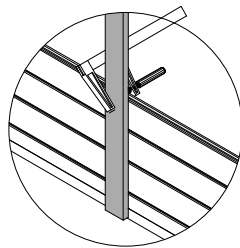
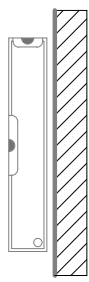
1



78129

21045

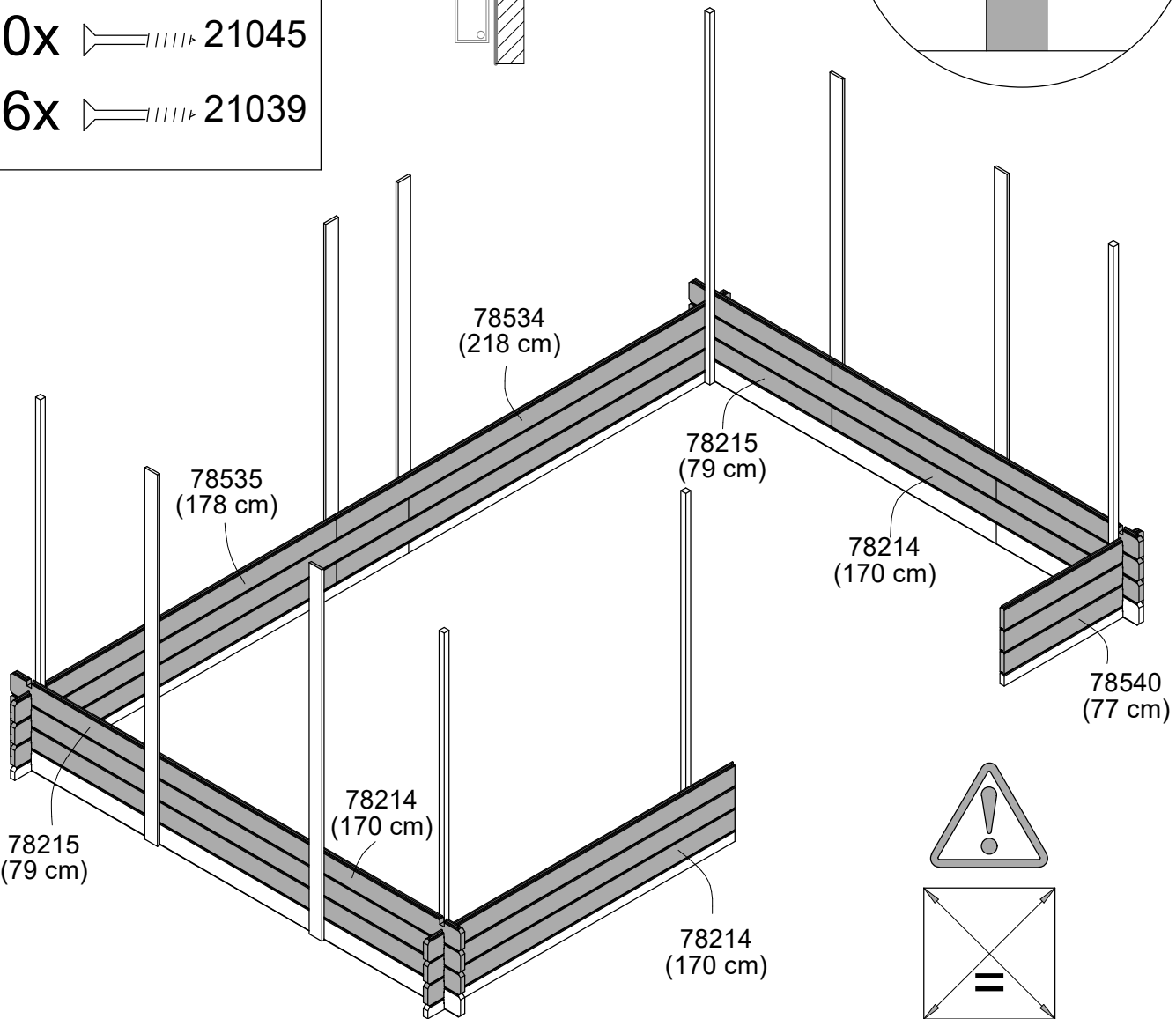
2



2x

2 cm

2x



78534 (218 cm)

78535 (178 cm)

78215 (79 cm)

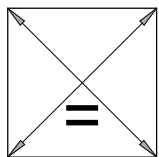
78214 (170 cm)

78540 (77 cm)

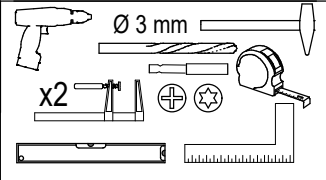
78215 (79 cm)

78214 (170 cm)

78214 (170 cm)



5



5x 78540



10x 78215



15x 78214



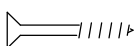
5x 78535



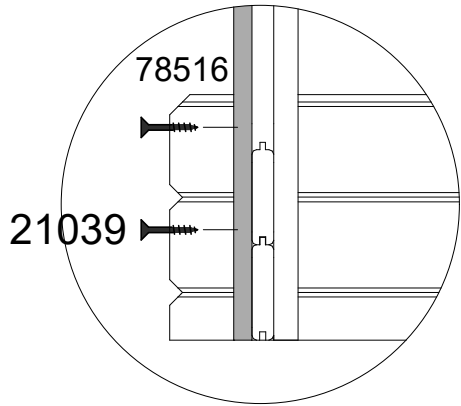
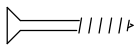
5x 78534



50x 21045



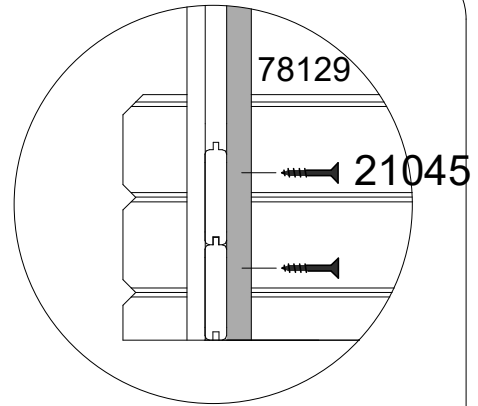
60x 21039



78516

21039

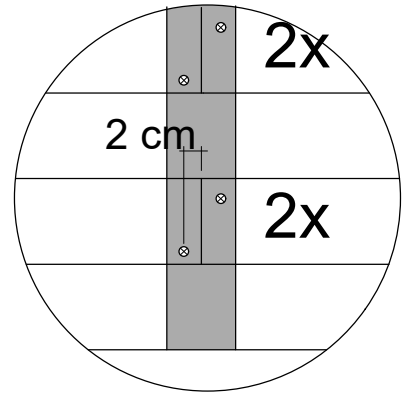
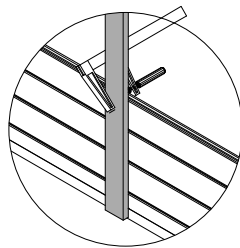
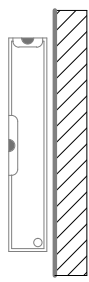
1



78129

21045

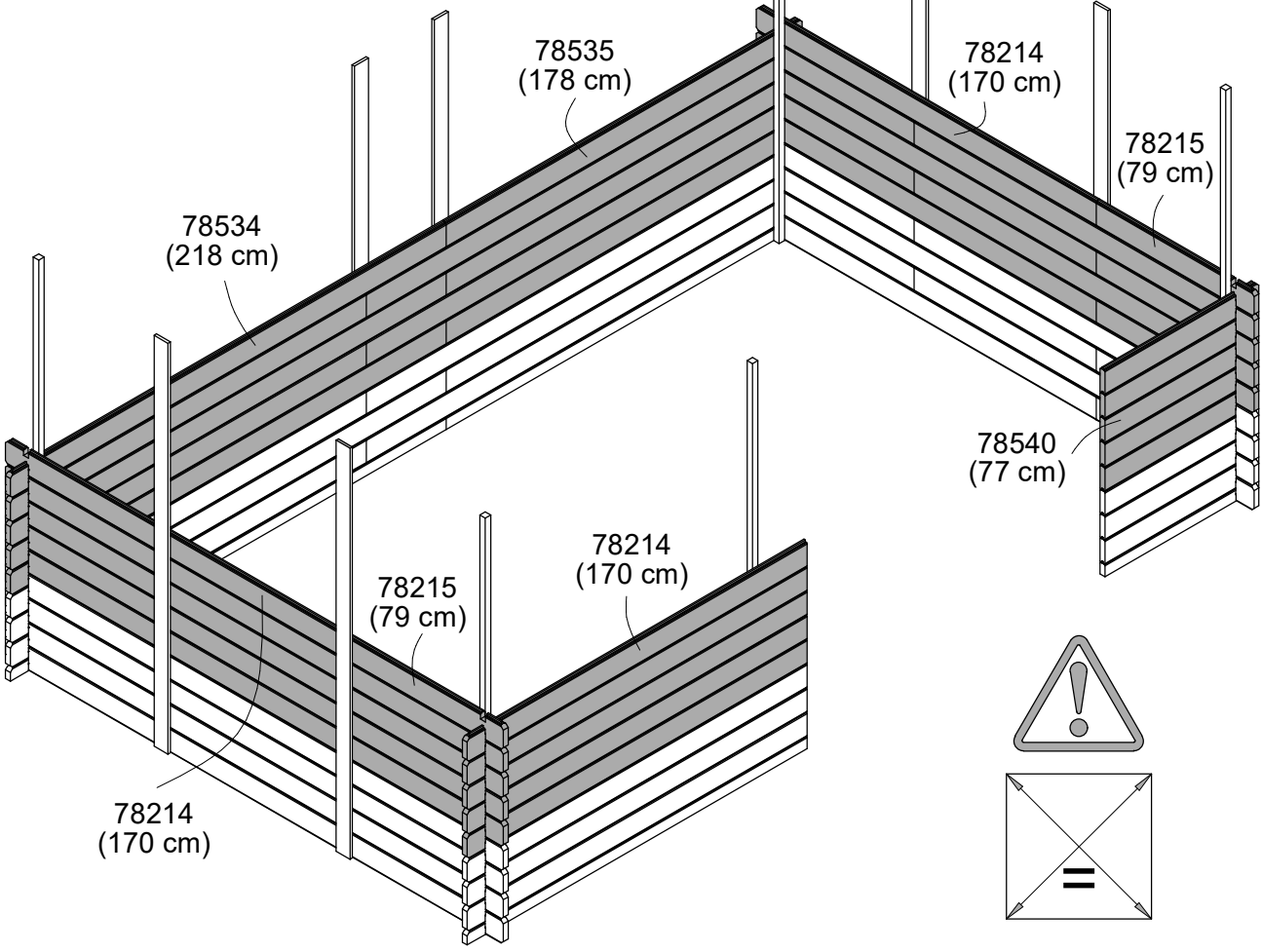
2



2x

2 cm

2x



78535 (178 cm)

78214 (170 cm)

78215 (79 cm)

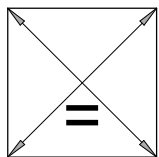
78534 (218 cm)

78540 (77 cm)

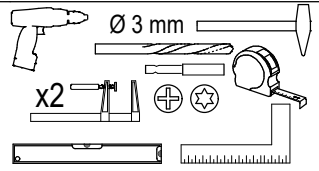
78215 (79 cm)

78214 (170 cm)

78214 (170 cm)



6




15x 78540


16x 78215

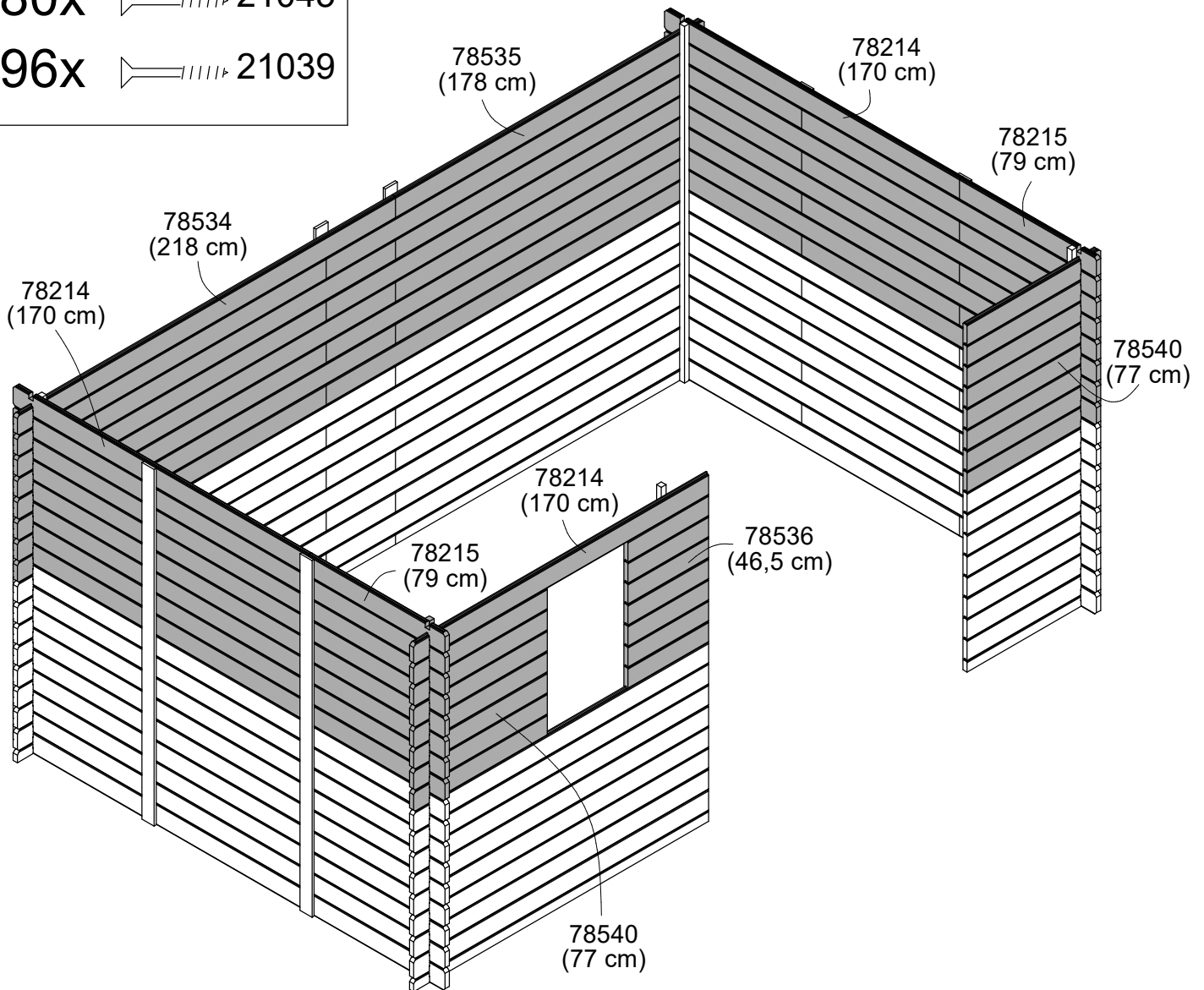
17x 78214

8x 78535

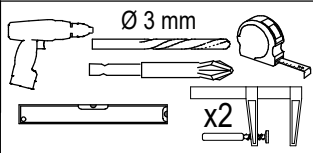
8x 78534

80x  21045

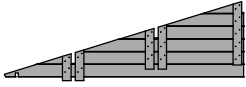
96x  21039



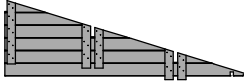
7



2x 82131



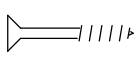
2x 82132



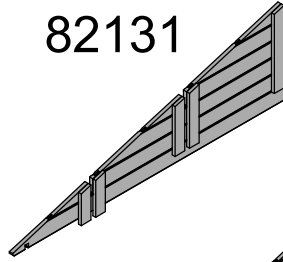
1x 81536



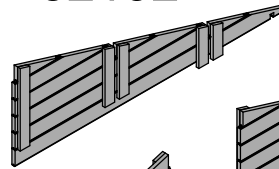
4x 21050



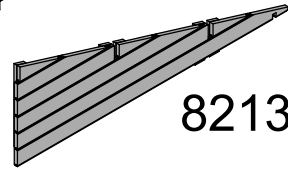
82131



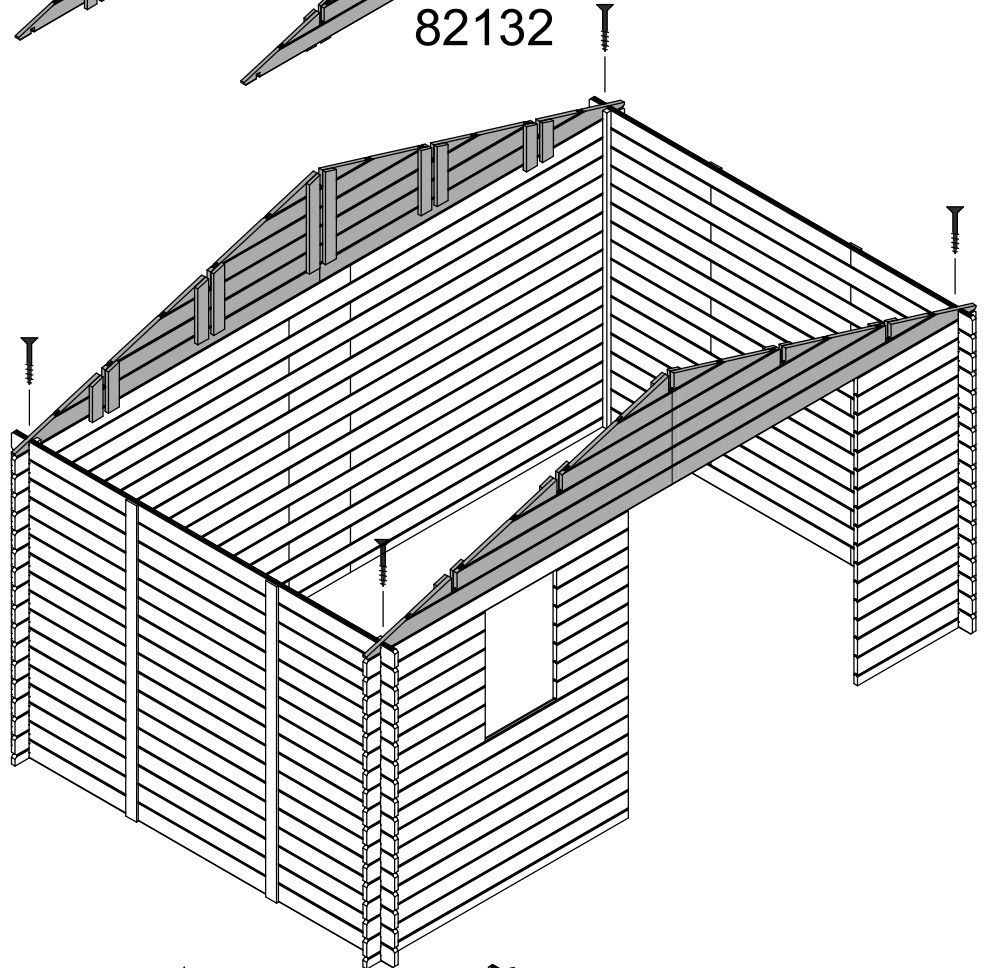
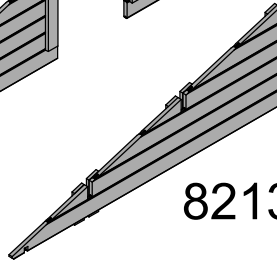
82132



82131


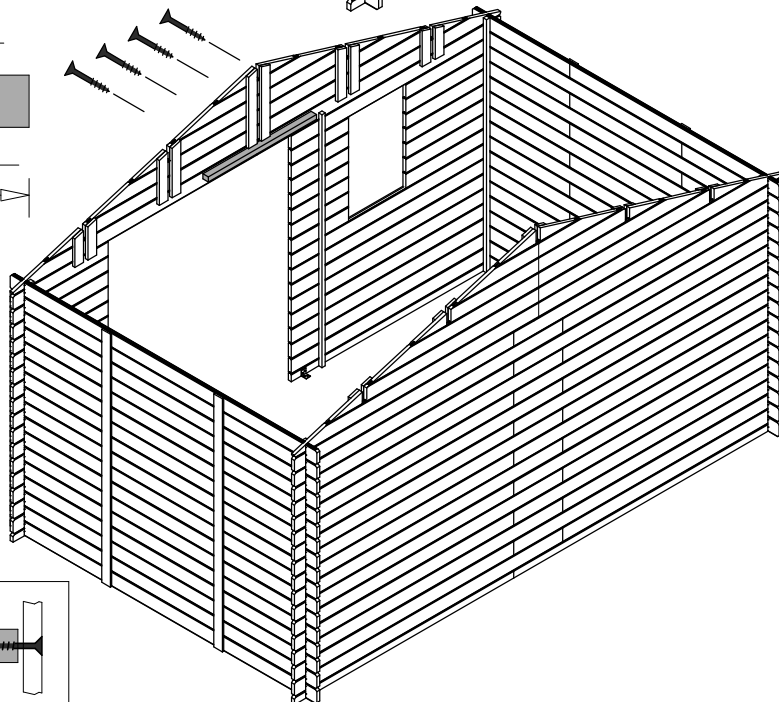
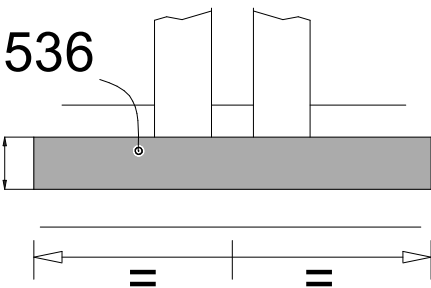


82132

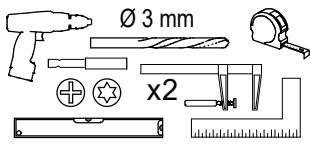


81536

3,5 cm




8

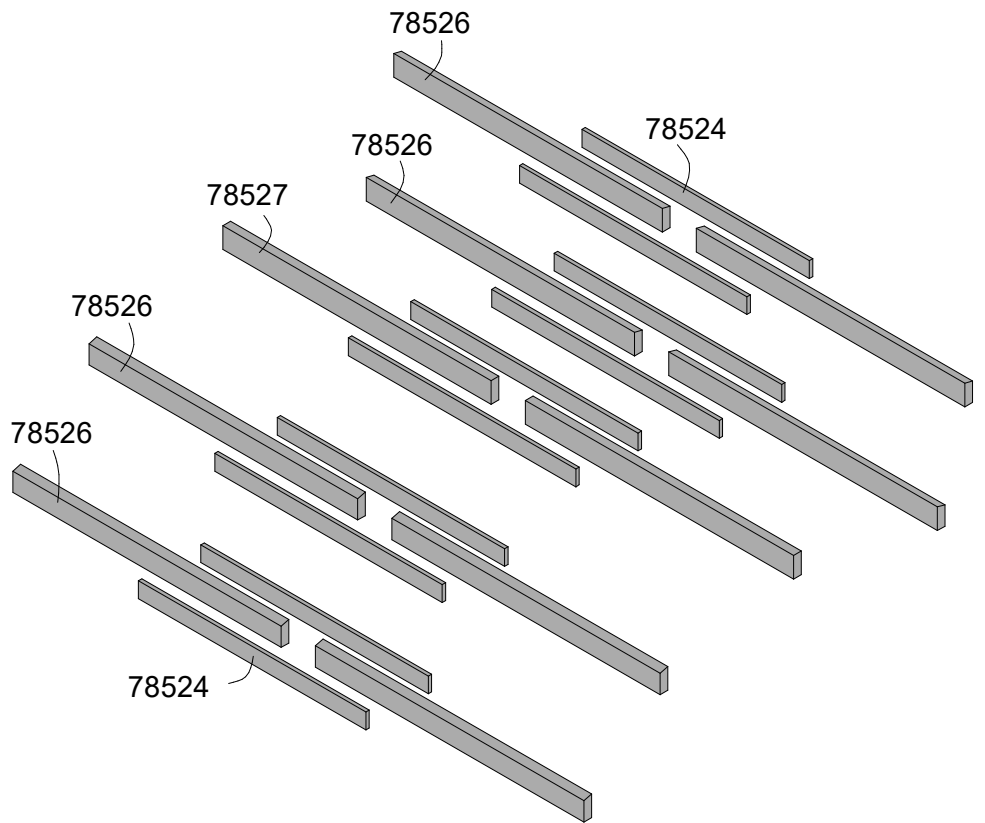


2x 78527

8x 78526

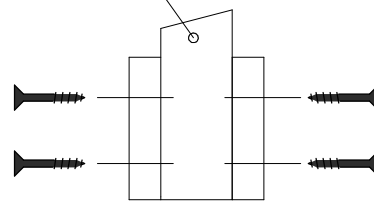
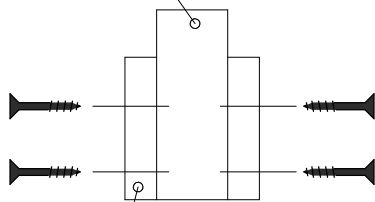
10x 78524

70x  21045

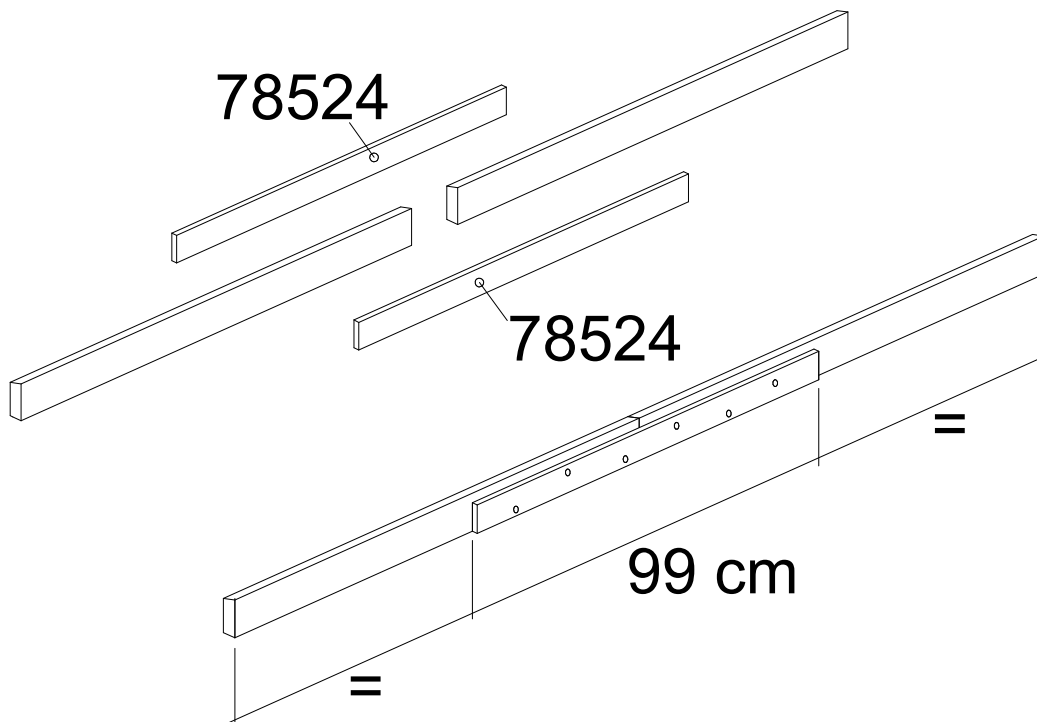


78527

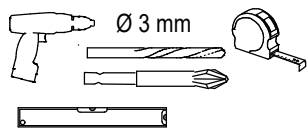
78526




78524

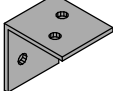


9

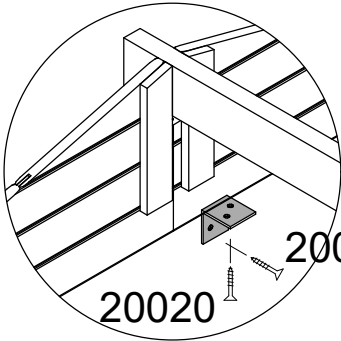
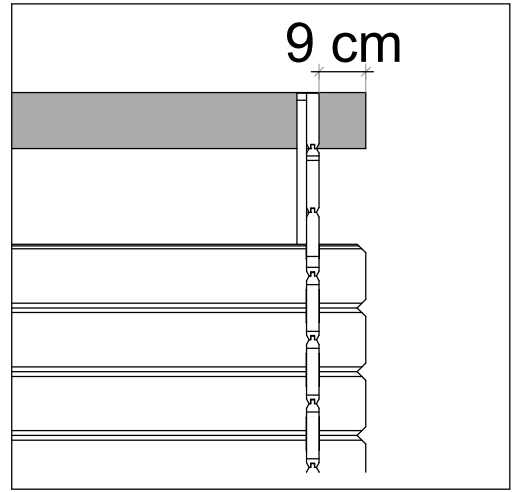


Ø 3 mm

60x  20031

10x  25230

9 cm



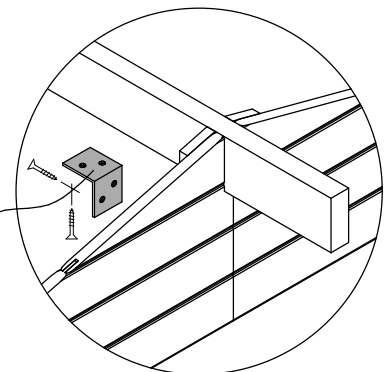
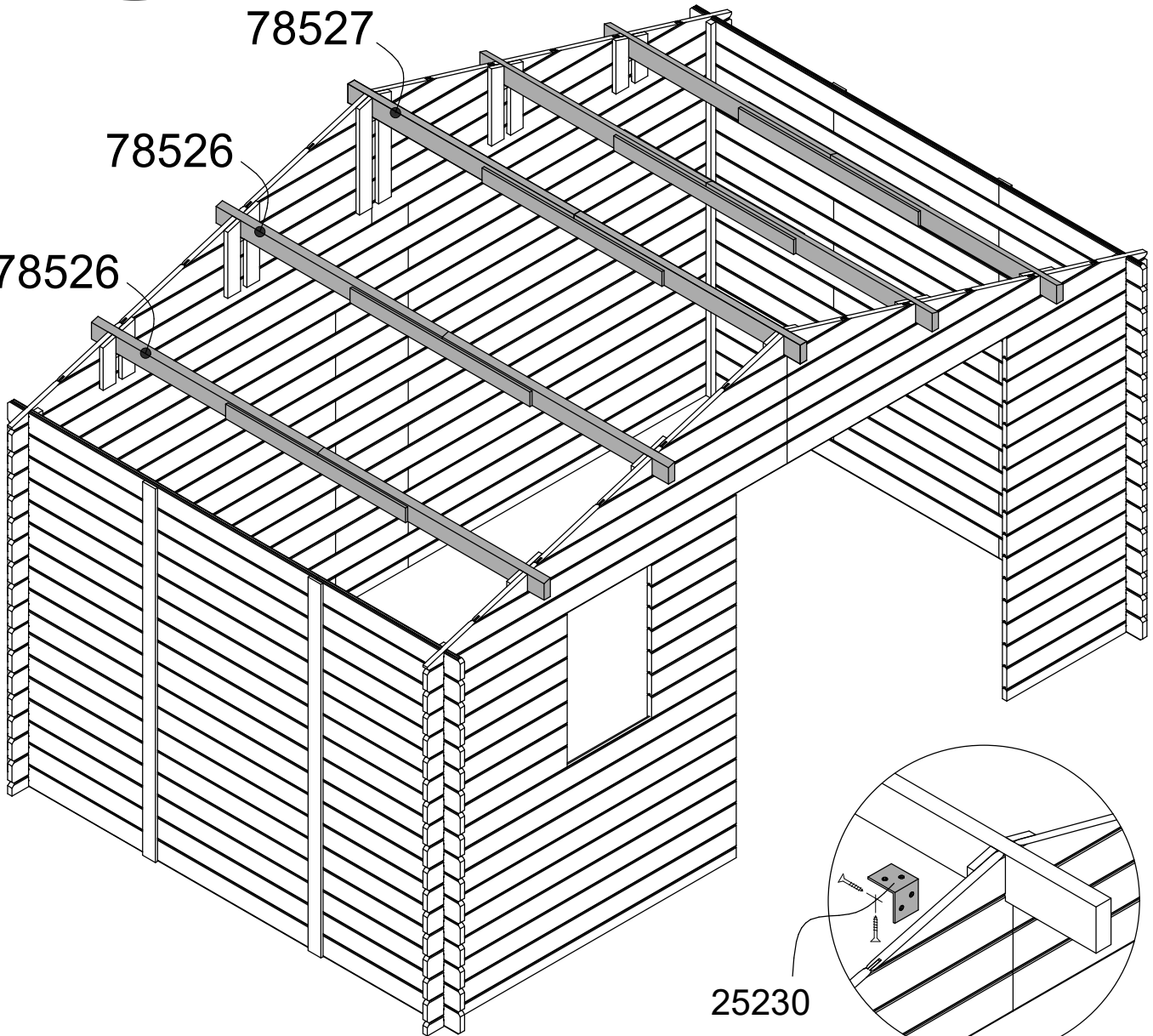
20027

20020

78527

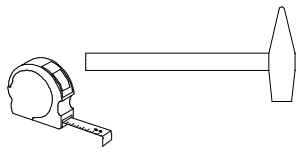
78526

78526



25230

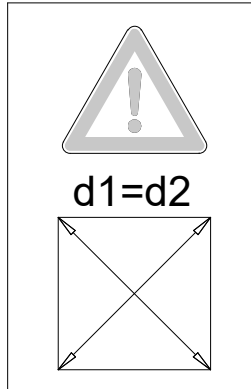
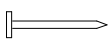
10



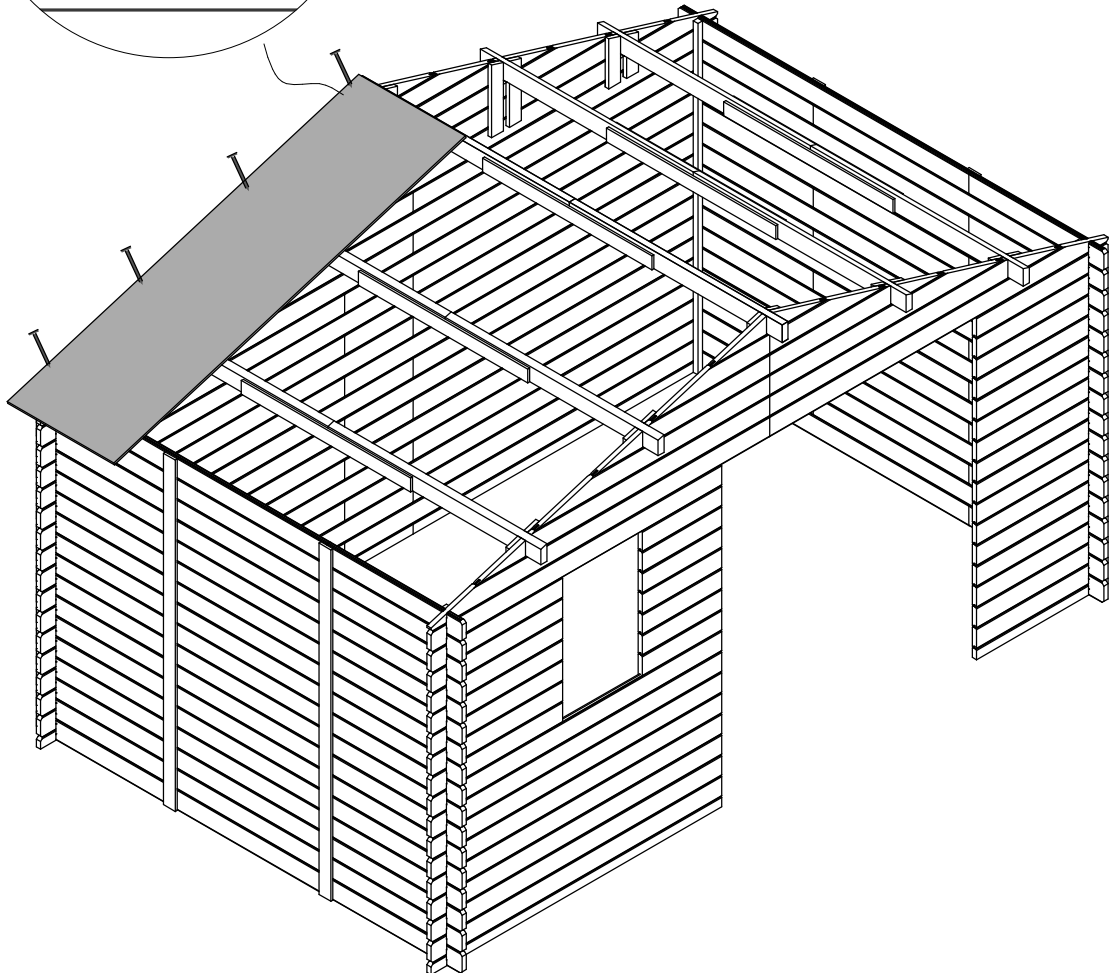
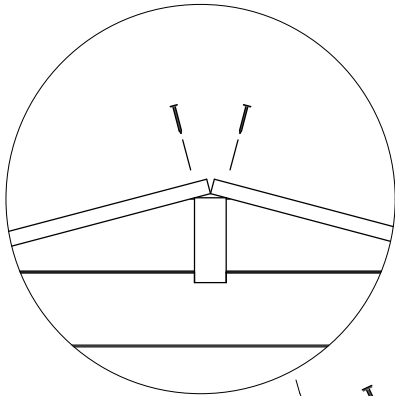
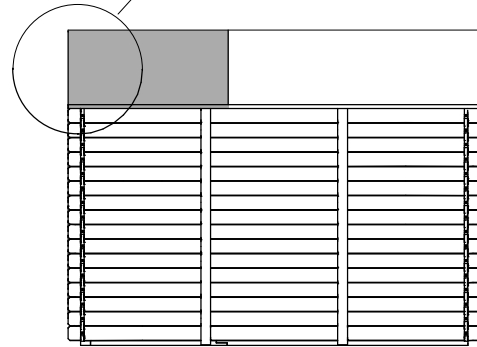
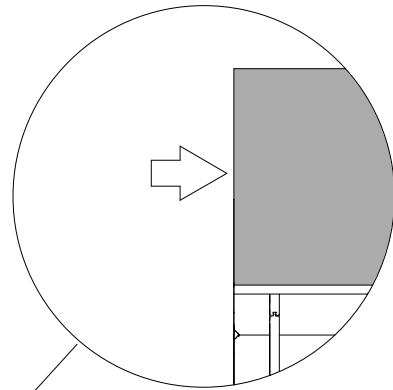
1x 79120



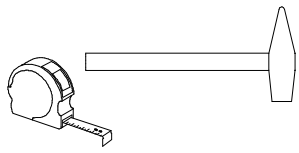
20x 20160



d1=d2




11



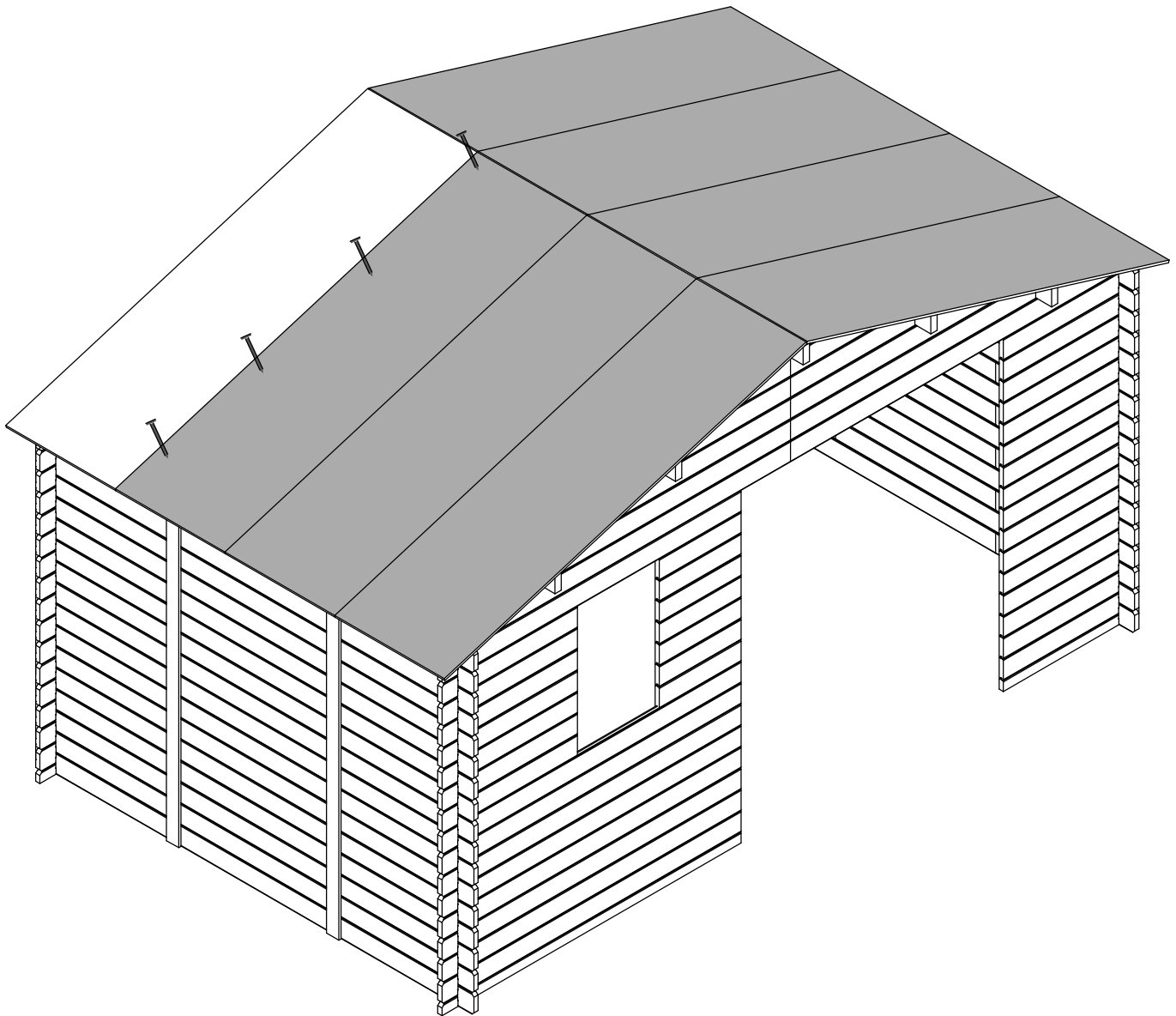
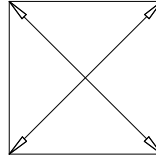
7x 79120



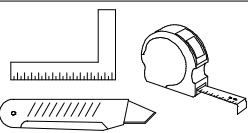
140x 20160



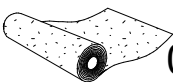
$d1=d2$



12

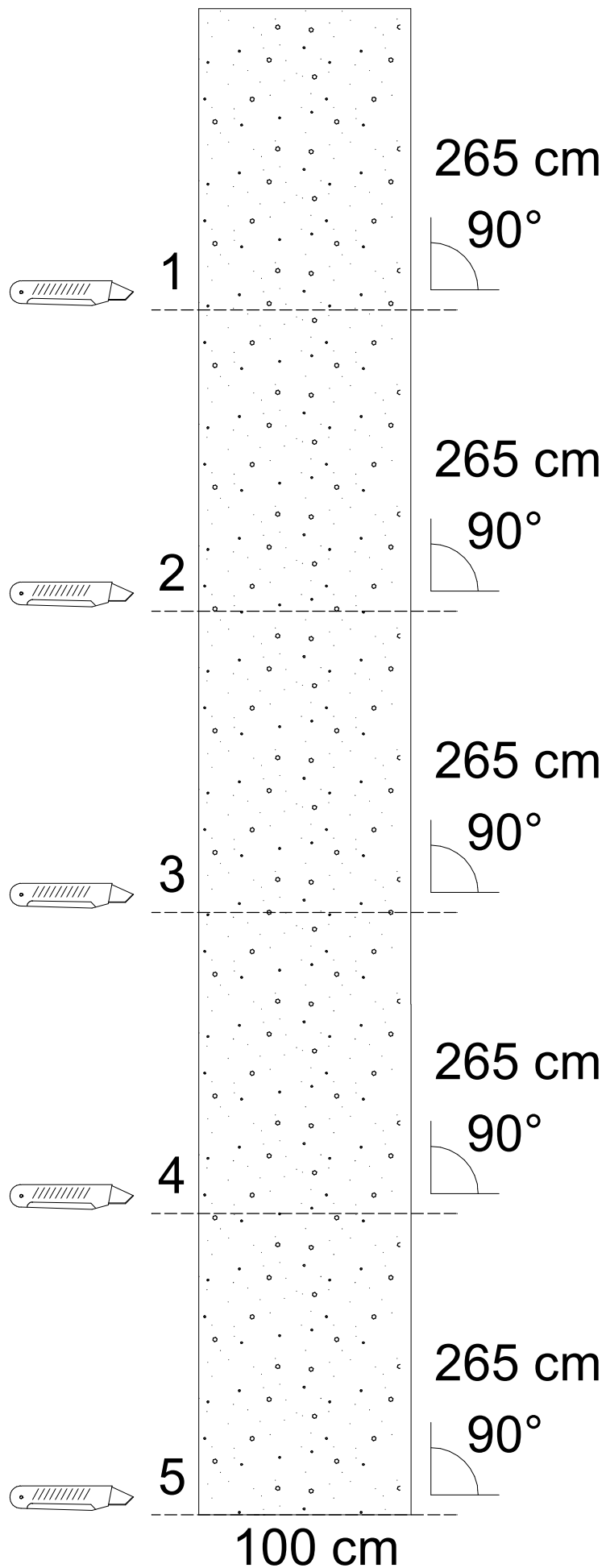


1x

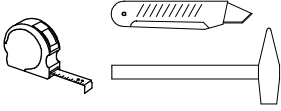


cod.
05575

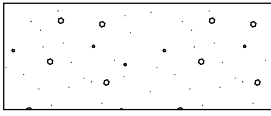
cod.
05575




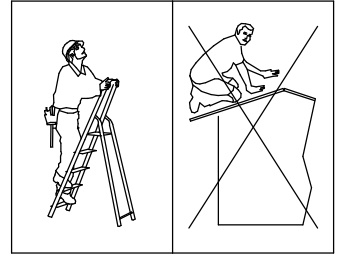
13



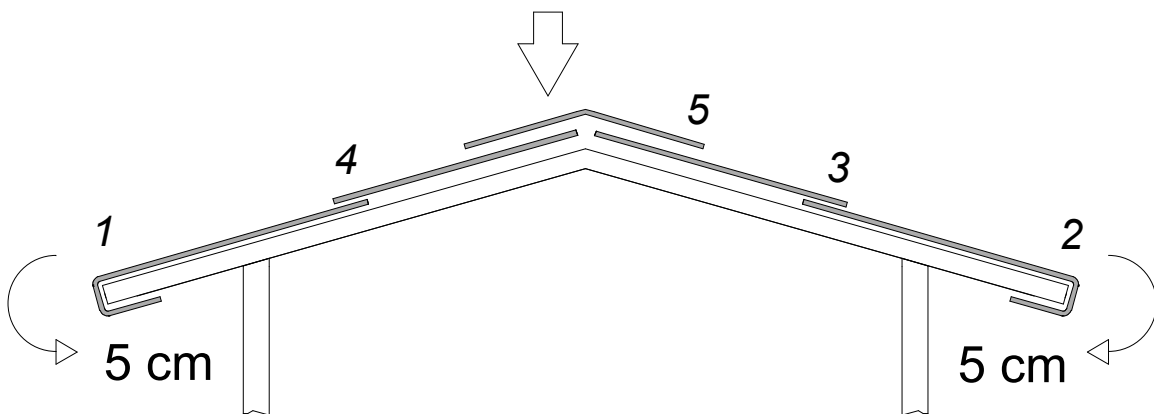
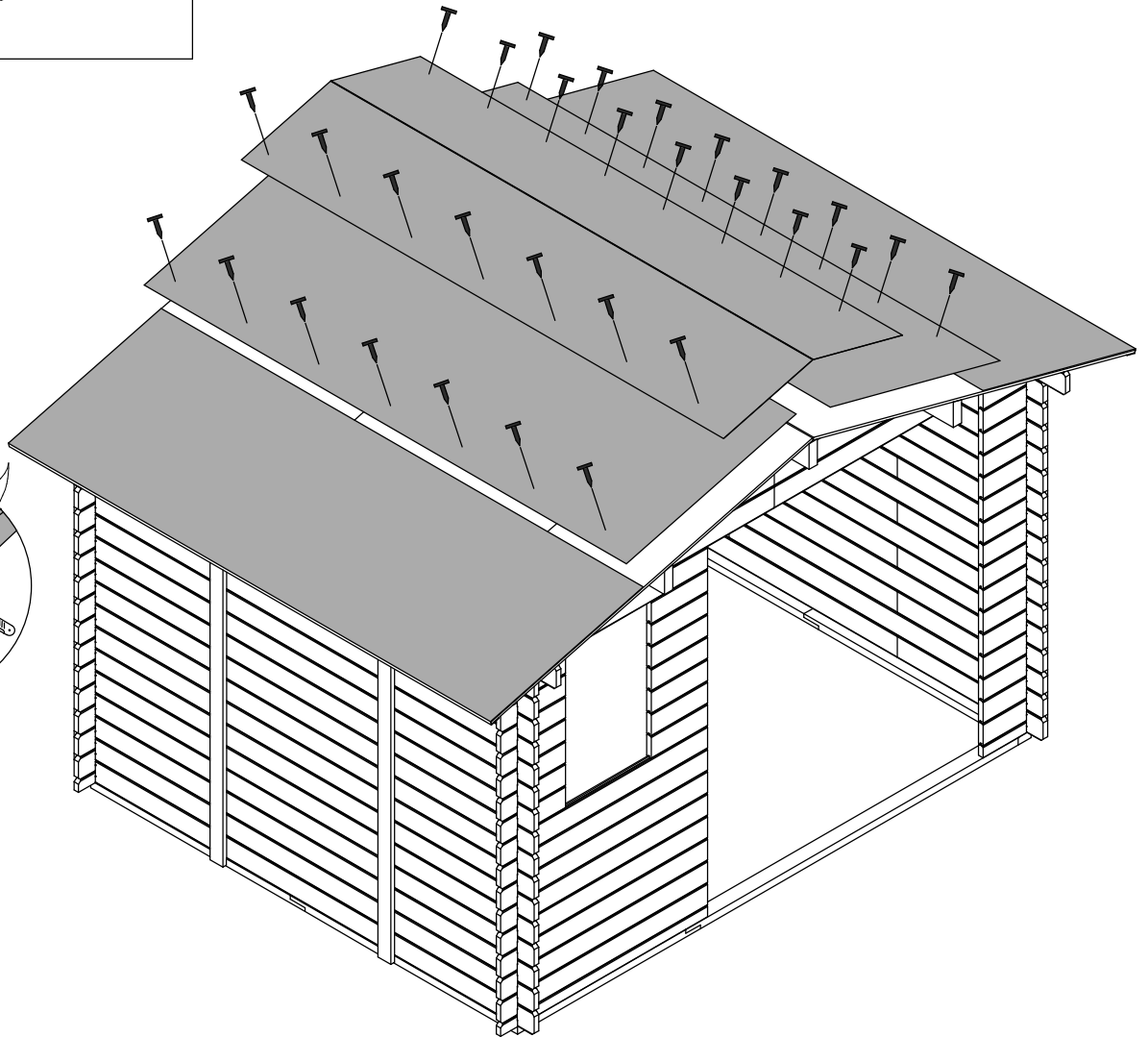
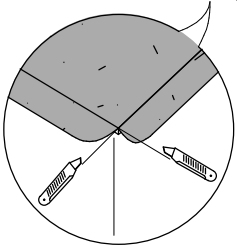
5x



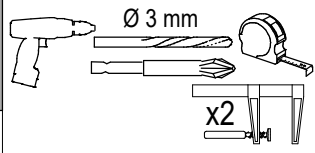
100x  05579



x4



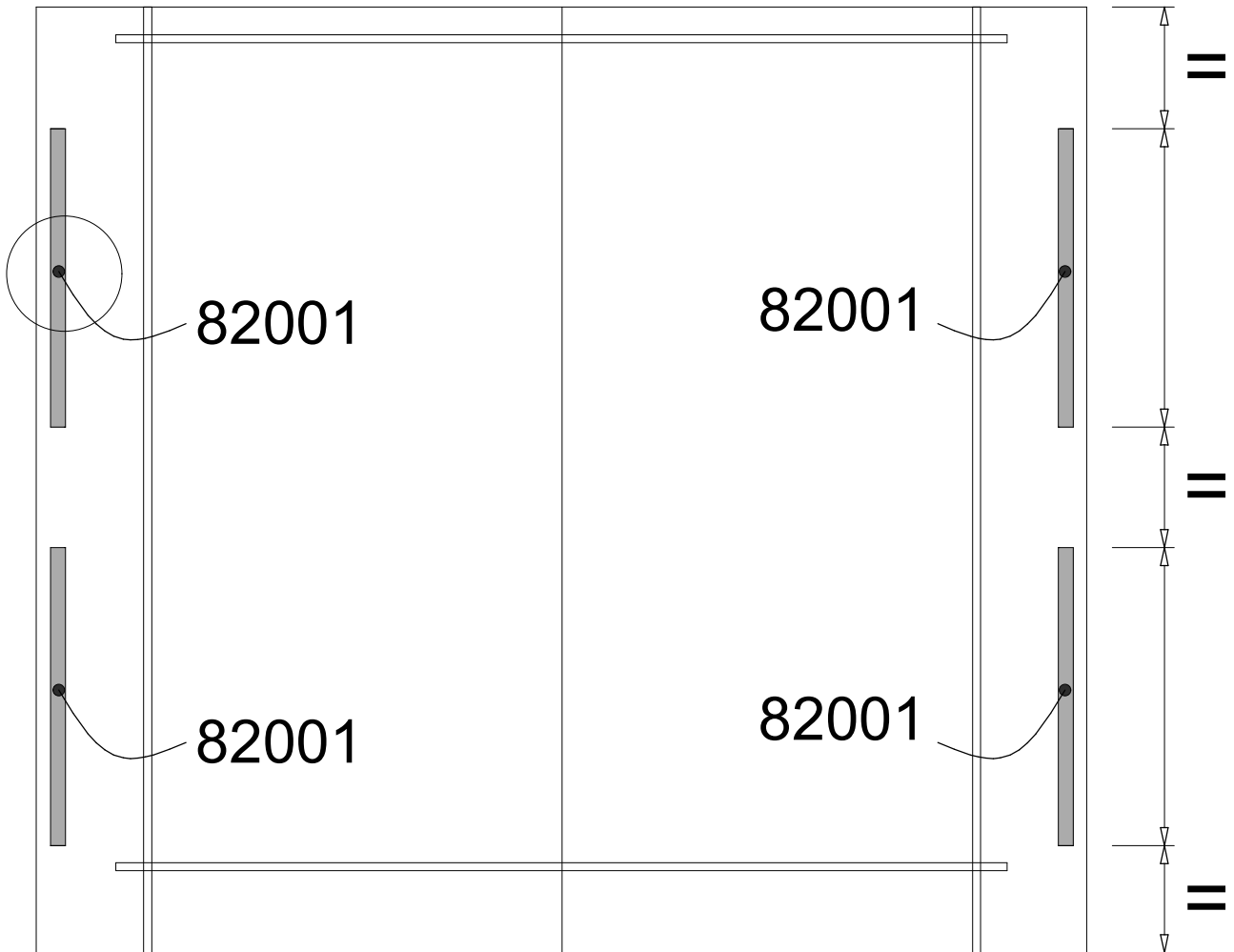
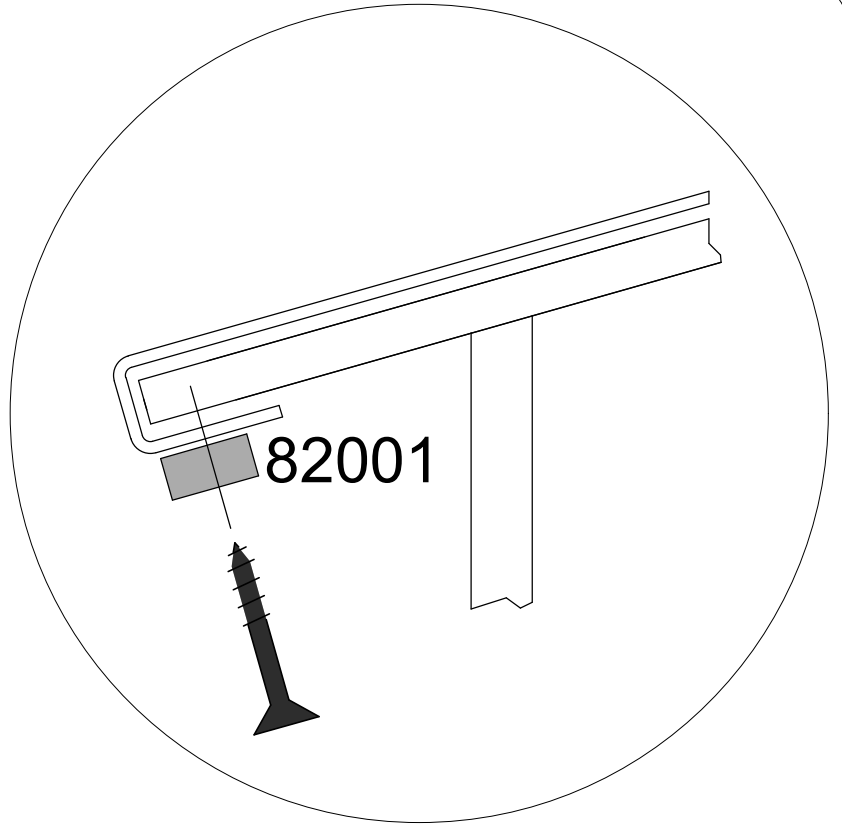
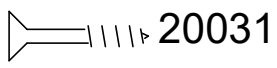
14



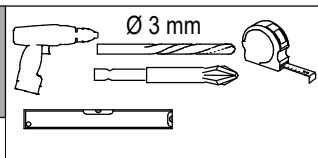
4x

82001

12x



15

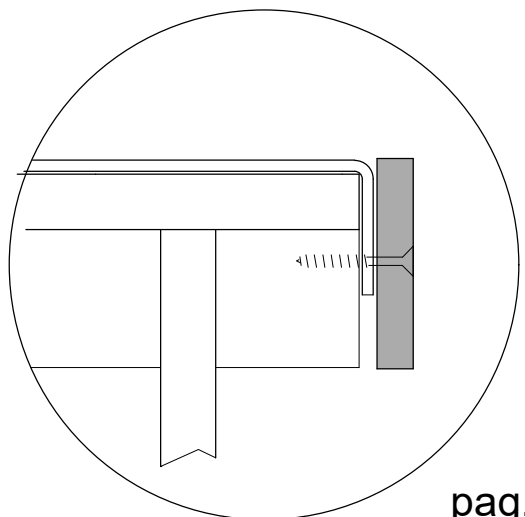
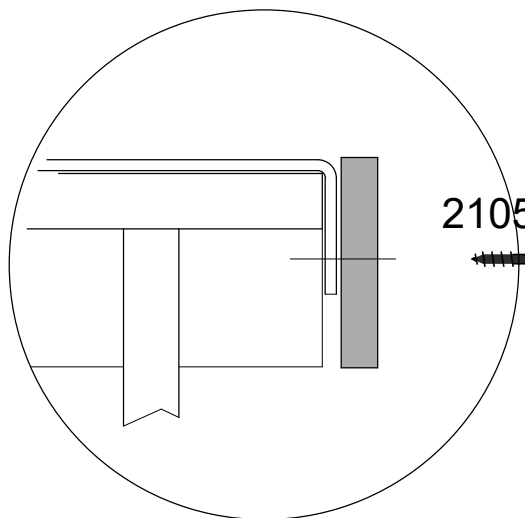
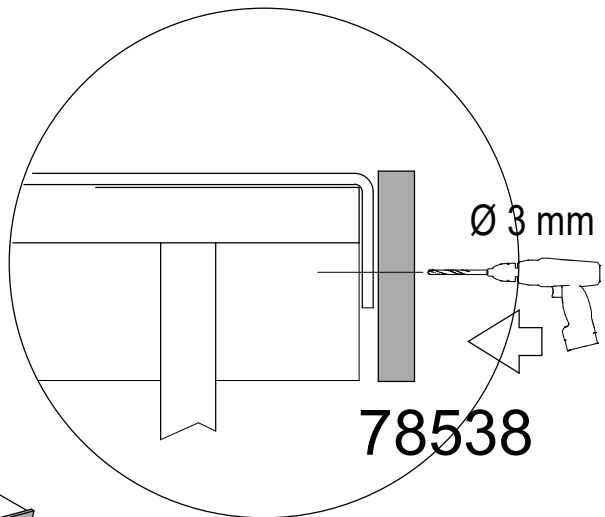
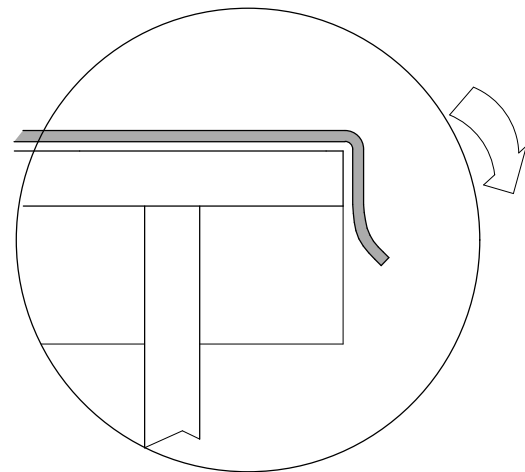
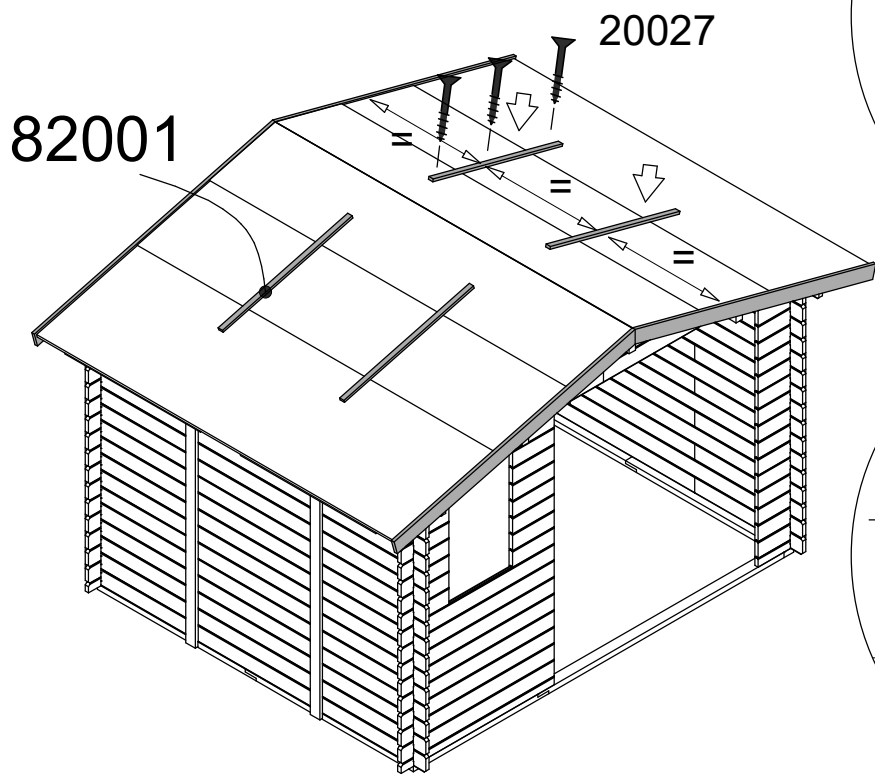


8x 82001

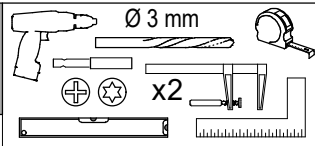
4x 78538

24x 20027

12x 21050



16

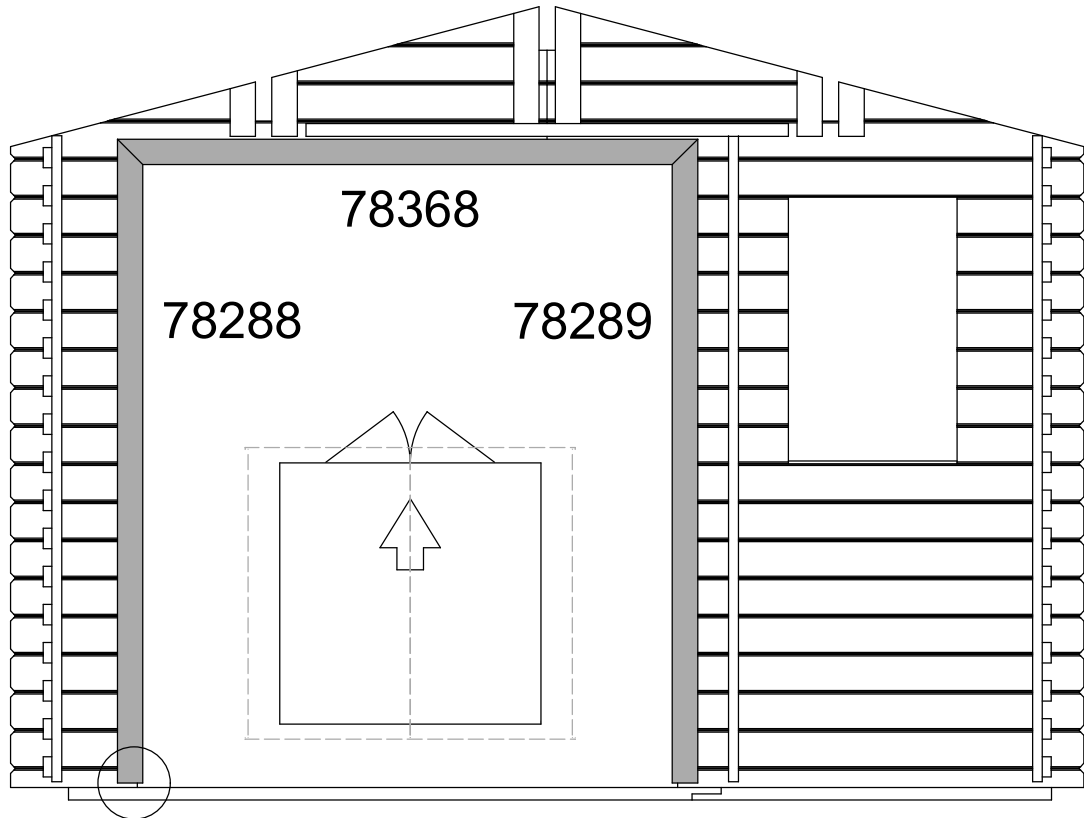
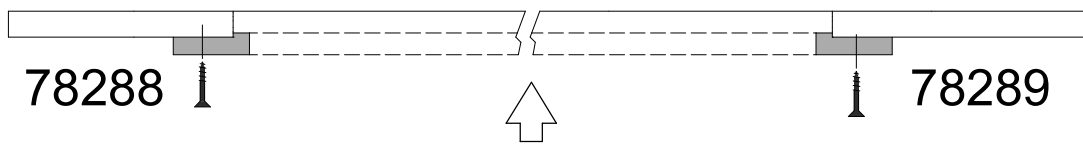
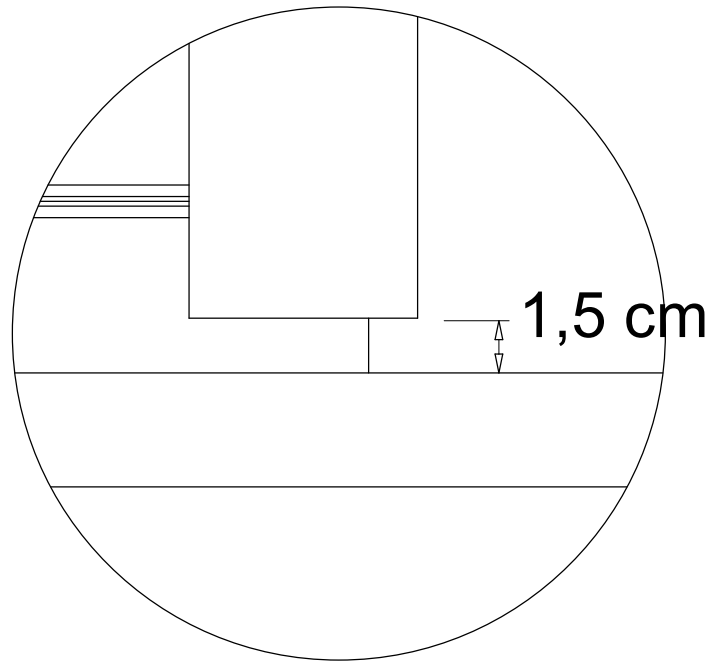


1x 78368

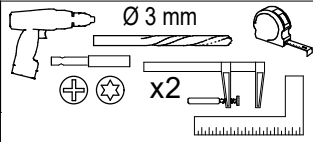
1x 78289

1x 78288

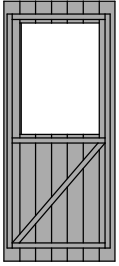
16x  20020



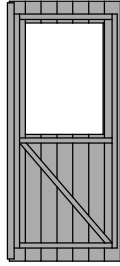
17



82036

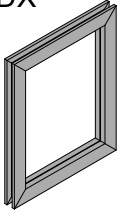


1x DX




1x SX

2x

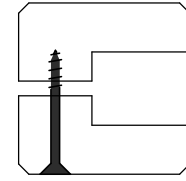
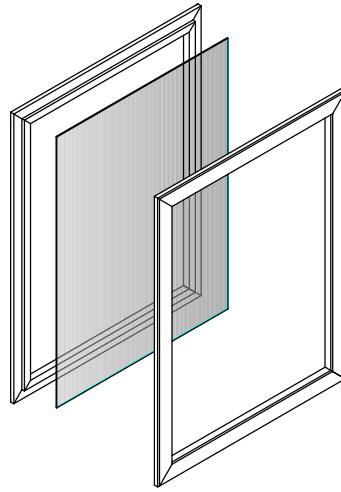
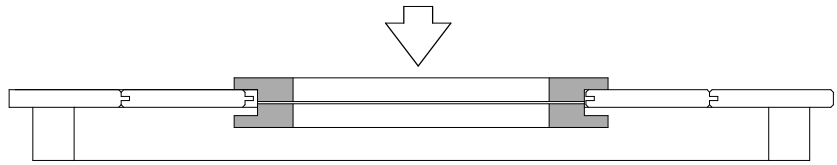


82102

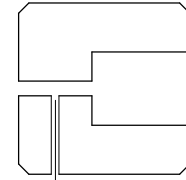
2x



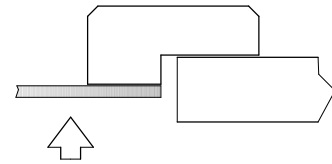
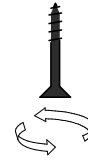
82541



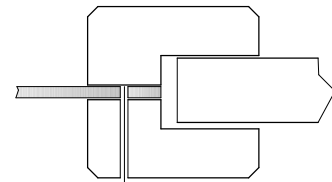
1.



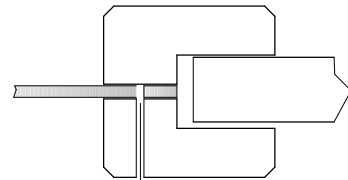
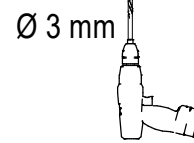
2.



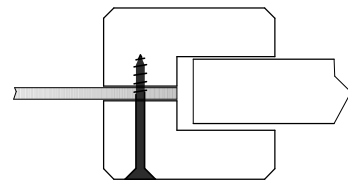
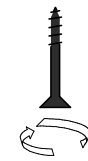
3.



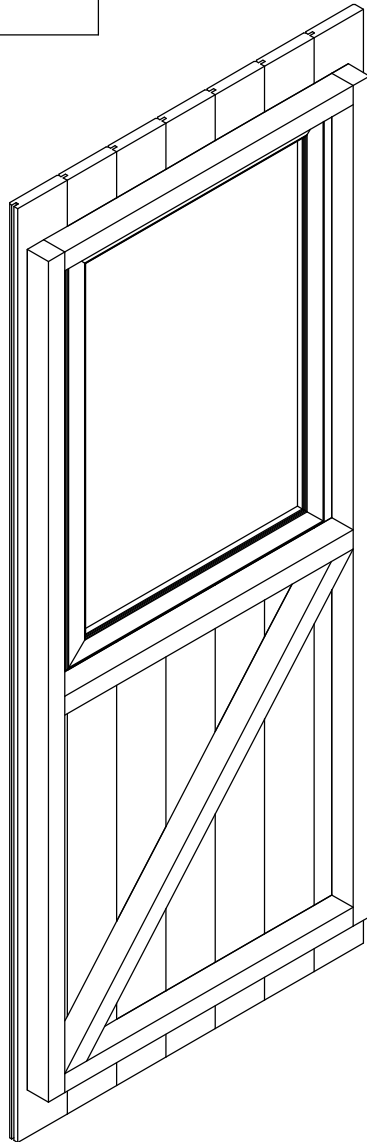
4.



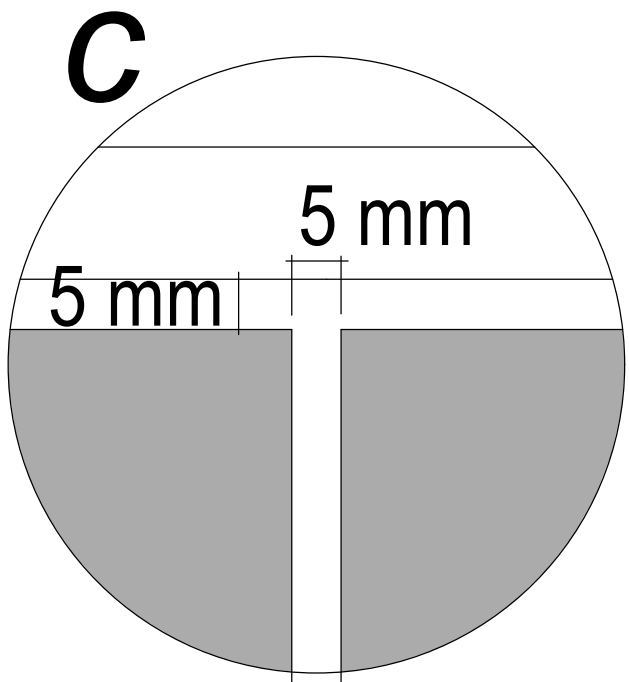
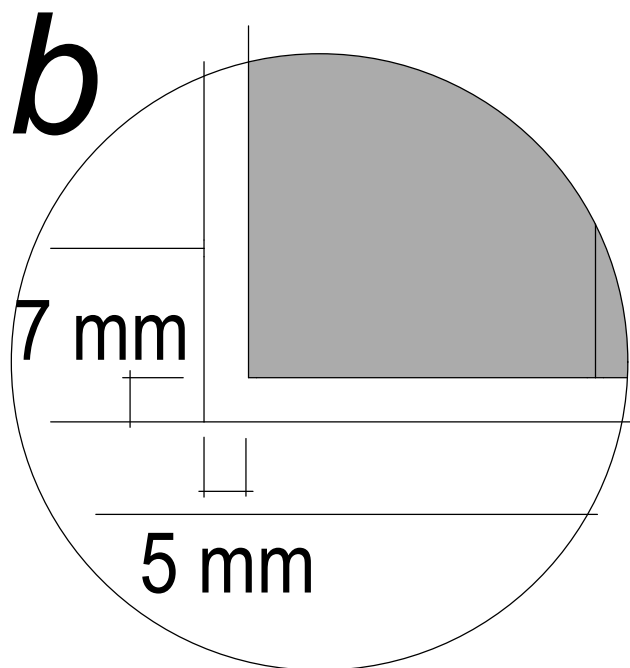
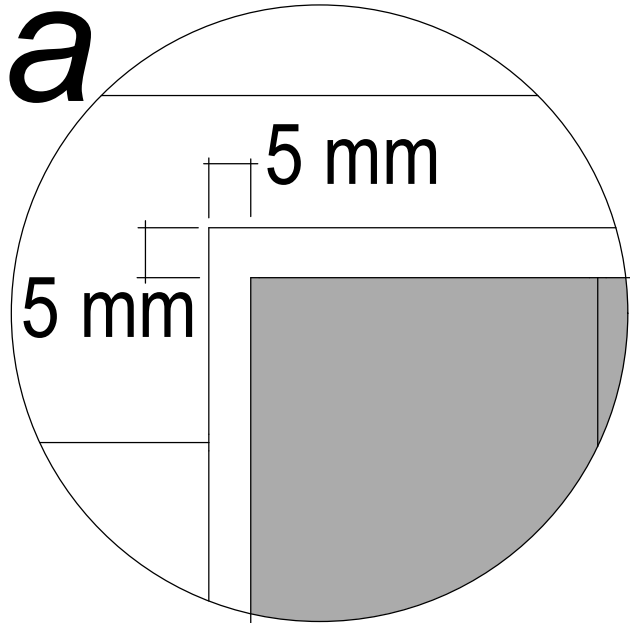
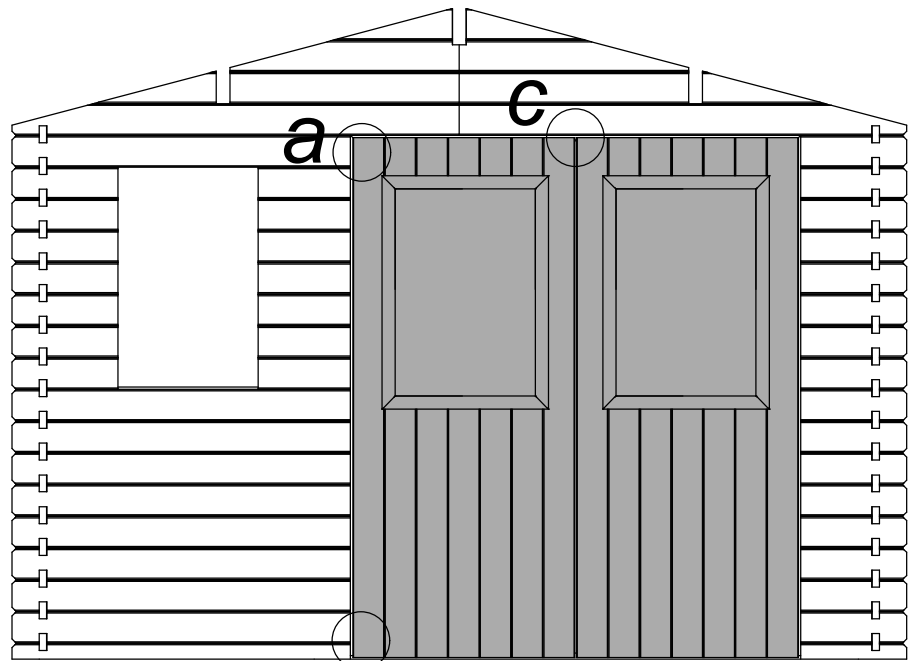
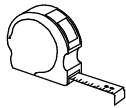
5.



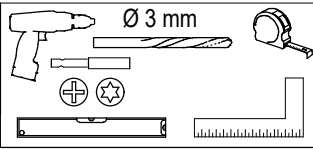
6.

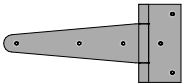


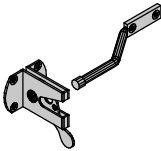
18

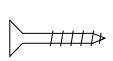


19

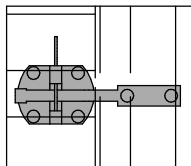
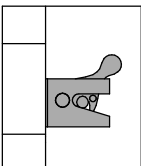
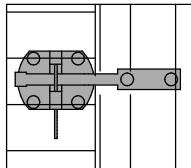
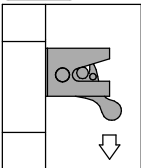
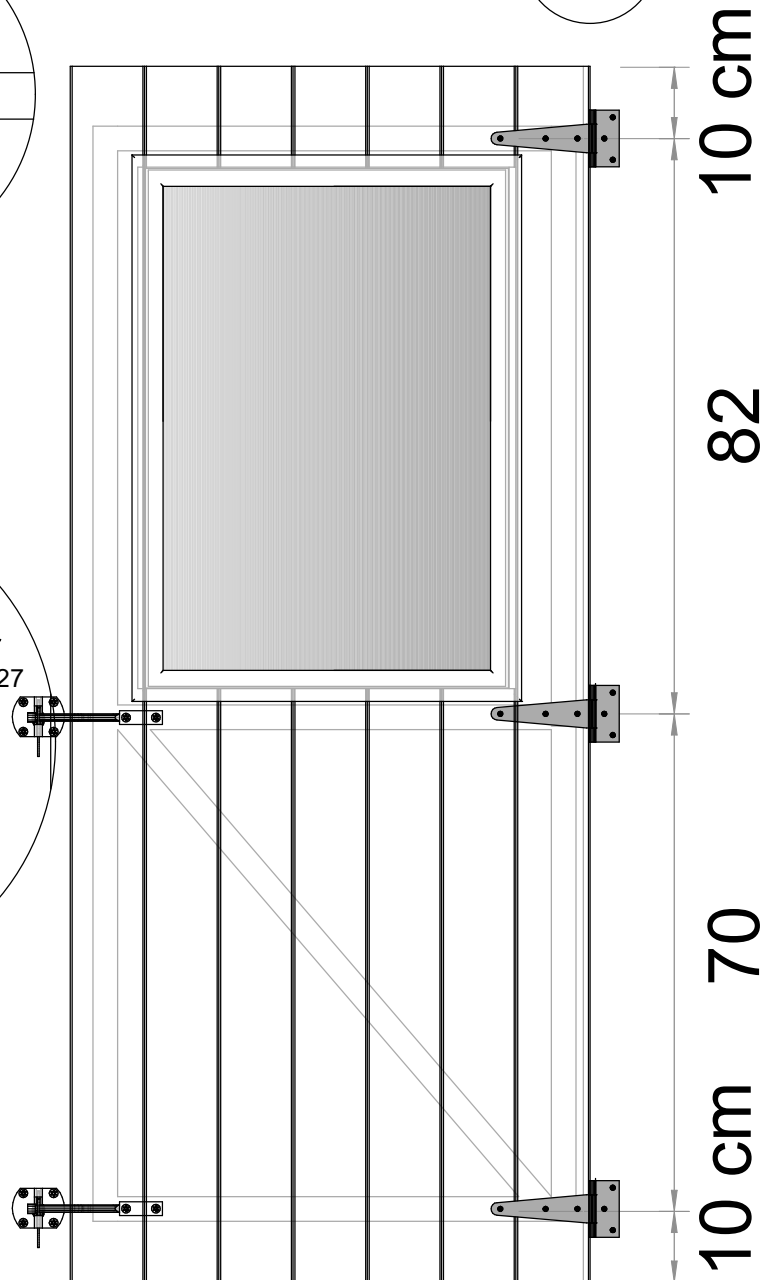
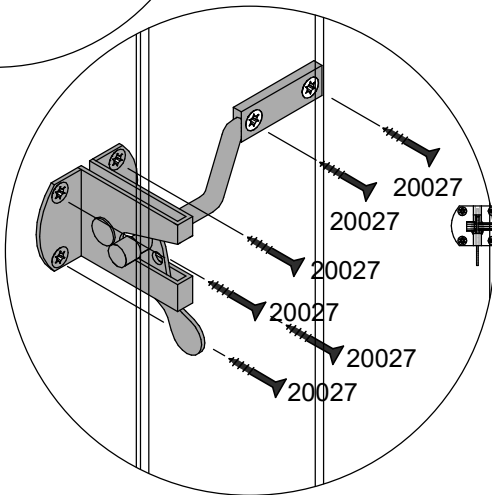
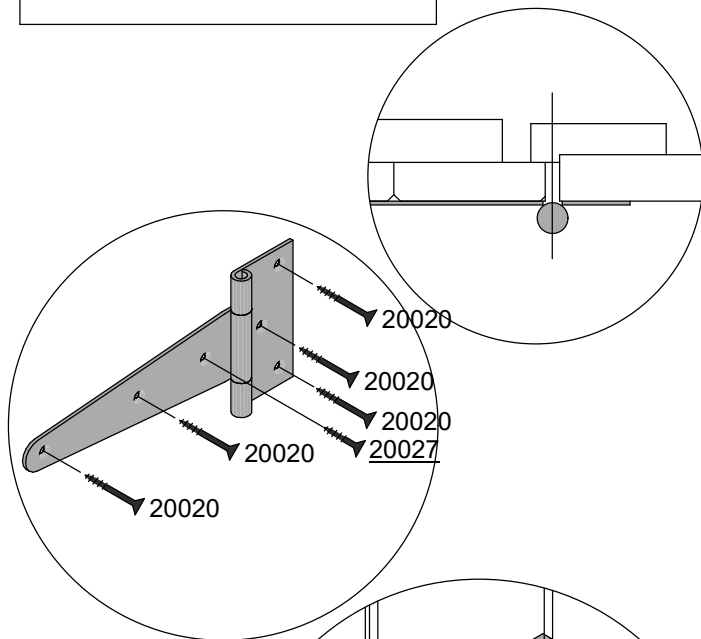
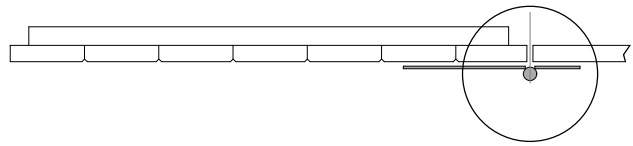
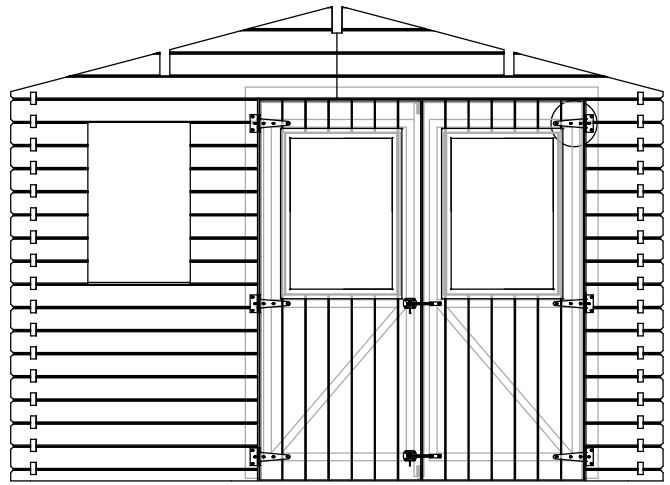


6x  75132

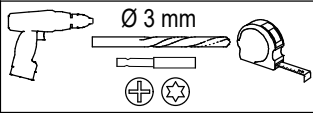
2x  25589

18x  20027

30x  20020



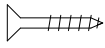
20



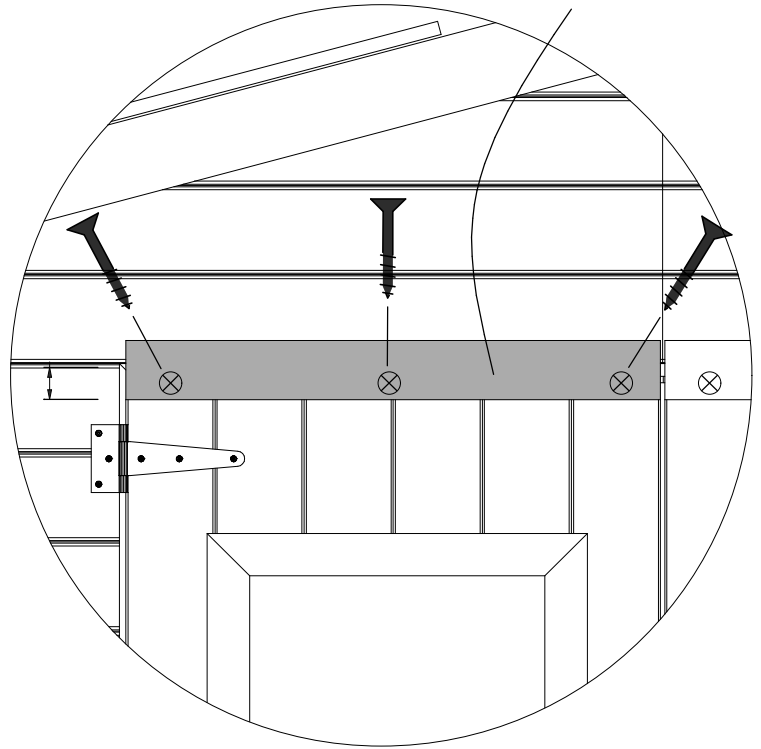
2x 78405



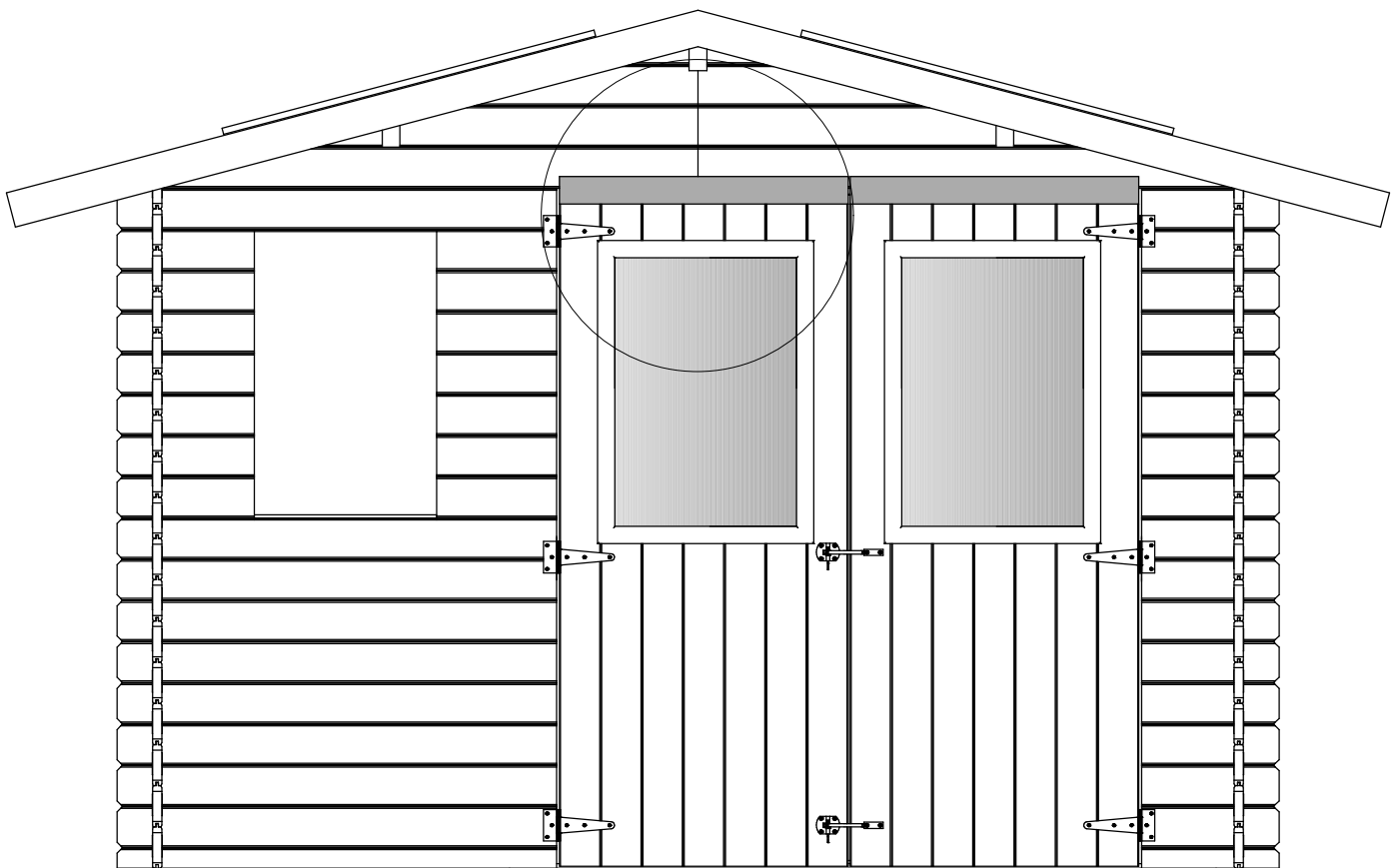
6x 20027



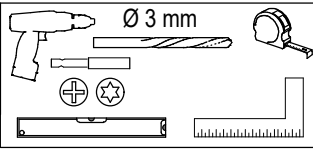
78405



3,5 cm



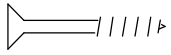
21



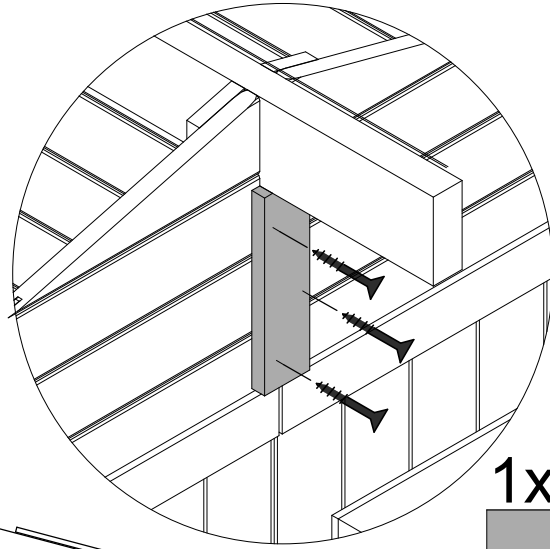
2x 78537



6x 21045

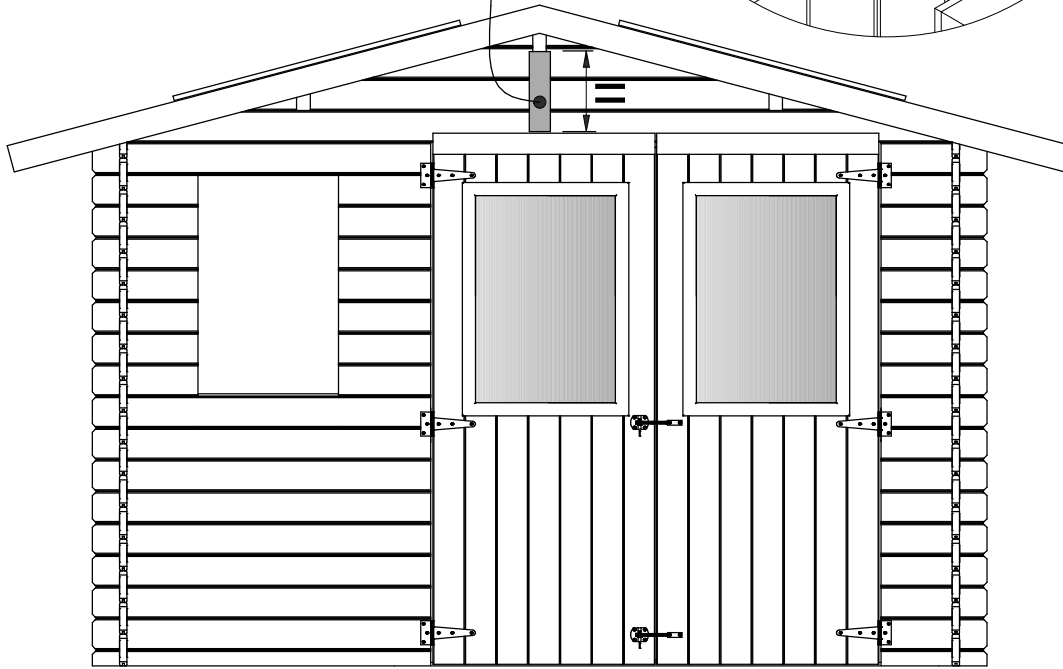
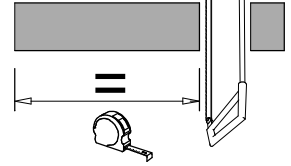


21045

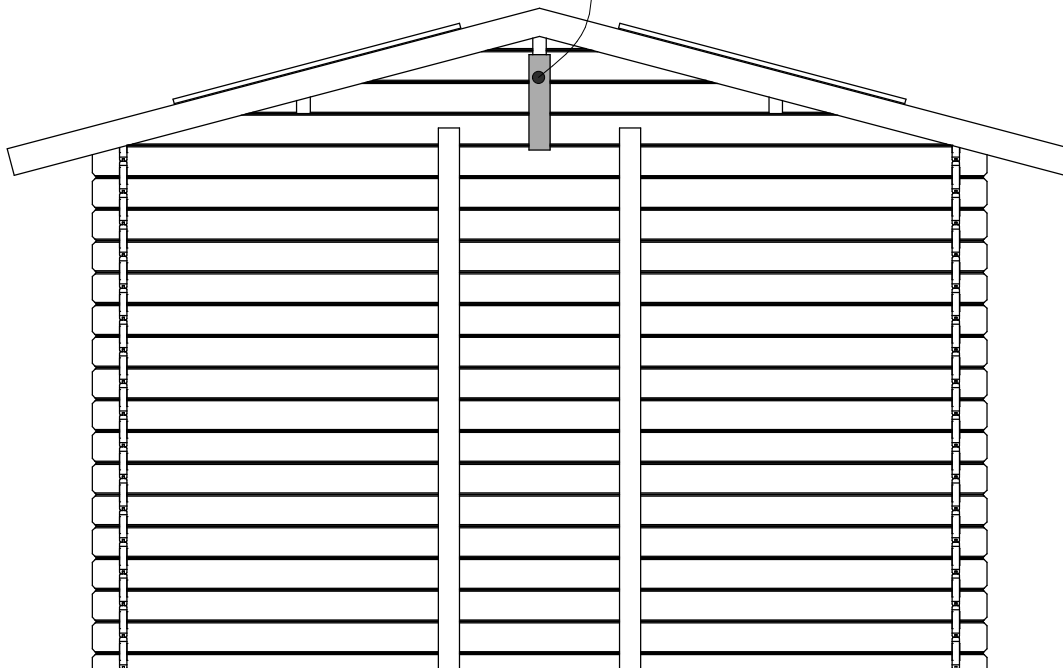


78537

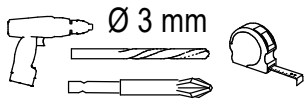
1x



78537



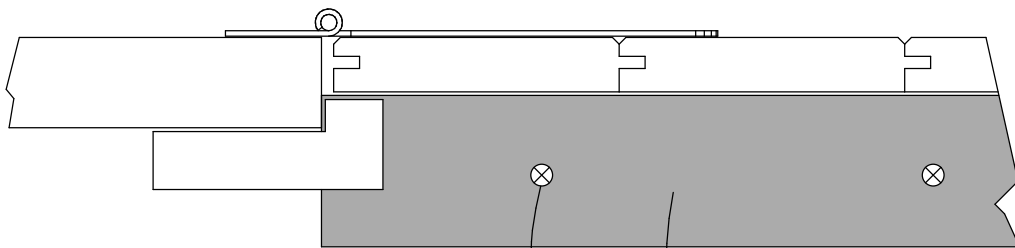
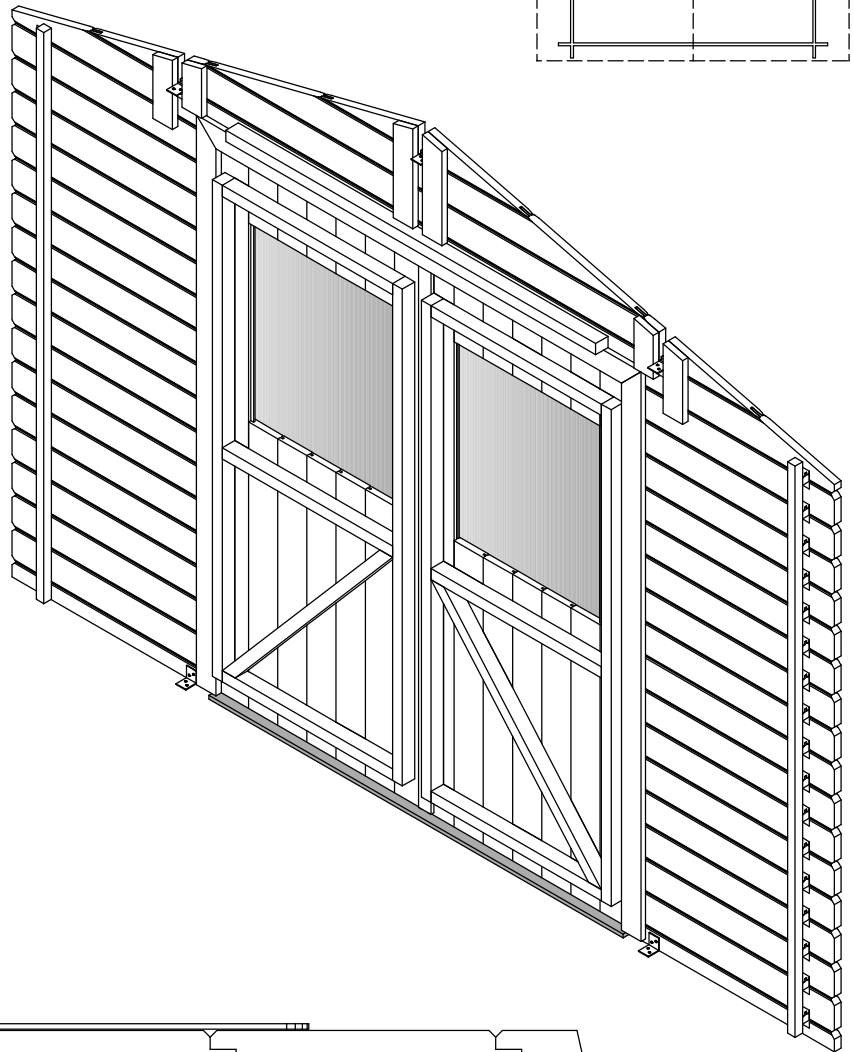
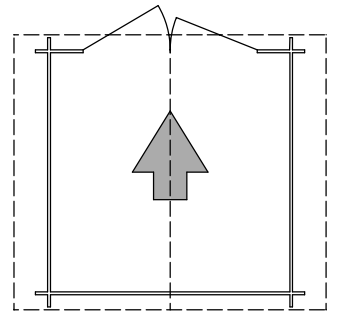
22



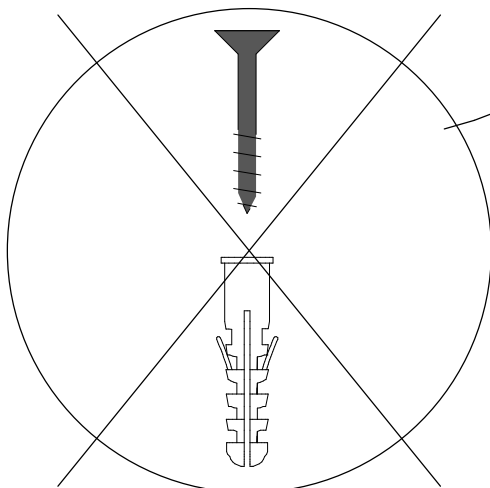
Ø 3 mm

1x

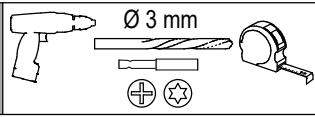
81256



81256



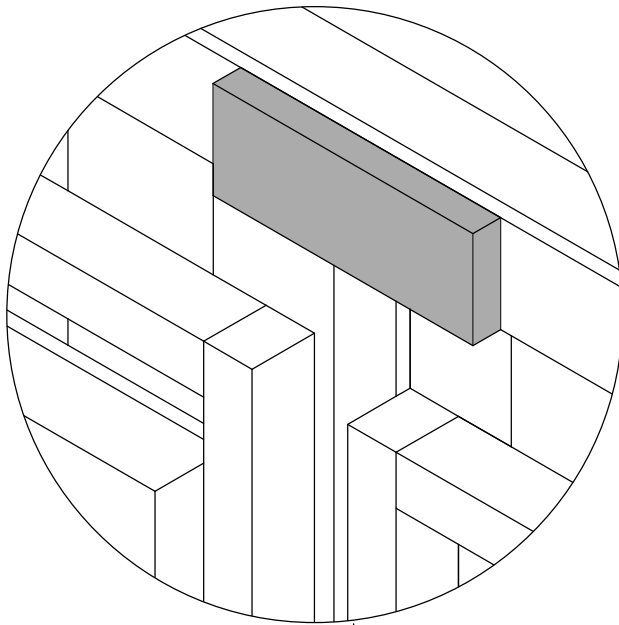
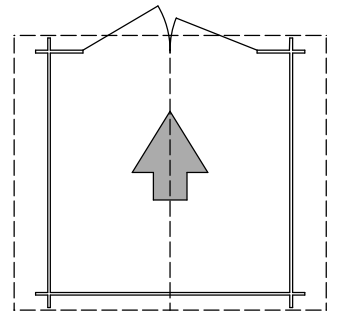
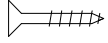
23



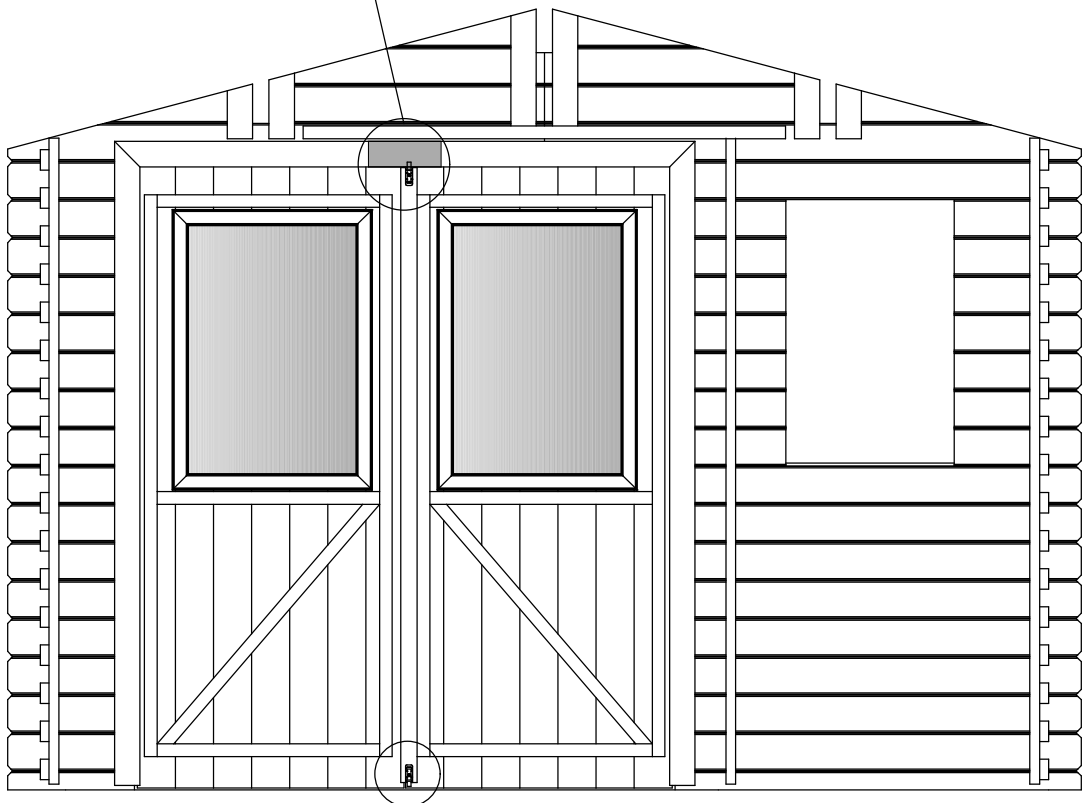
1x 78154



2x 21045

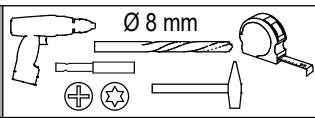


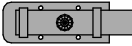
part. a



part. b

24

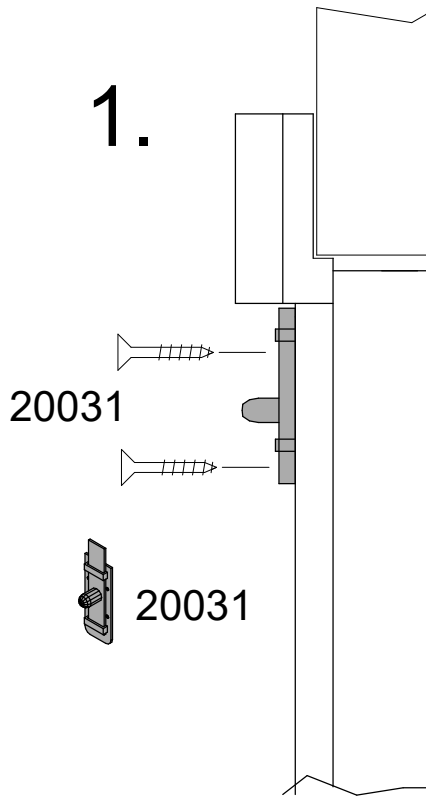


1x  75113

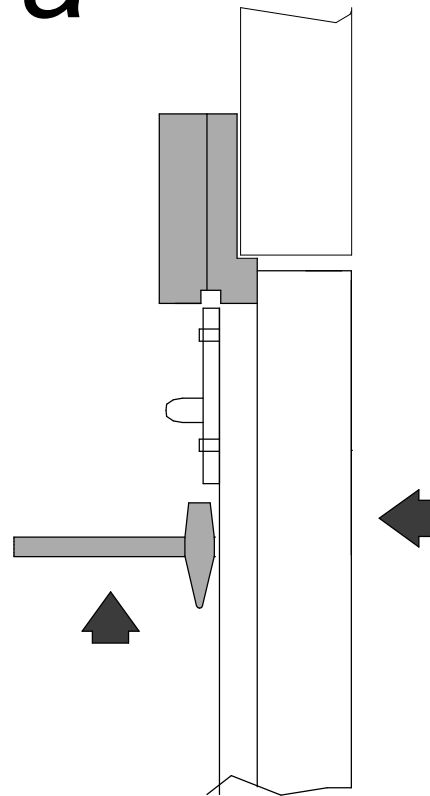
4x  20031

part. a

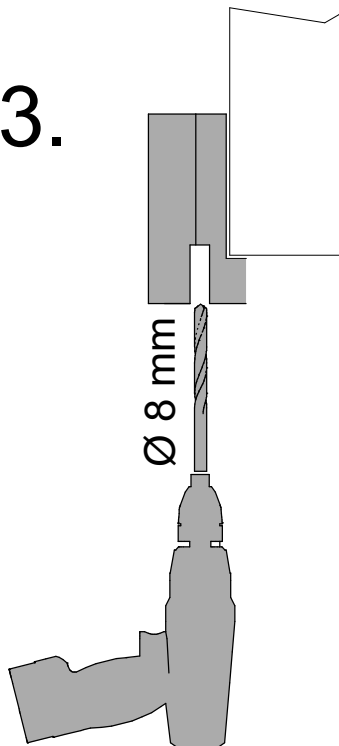
1.



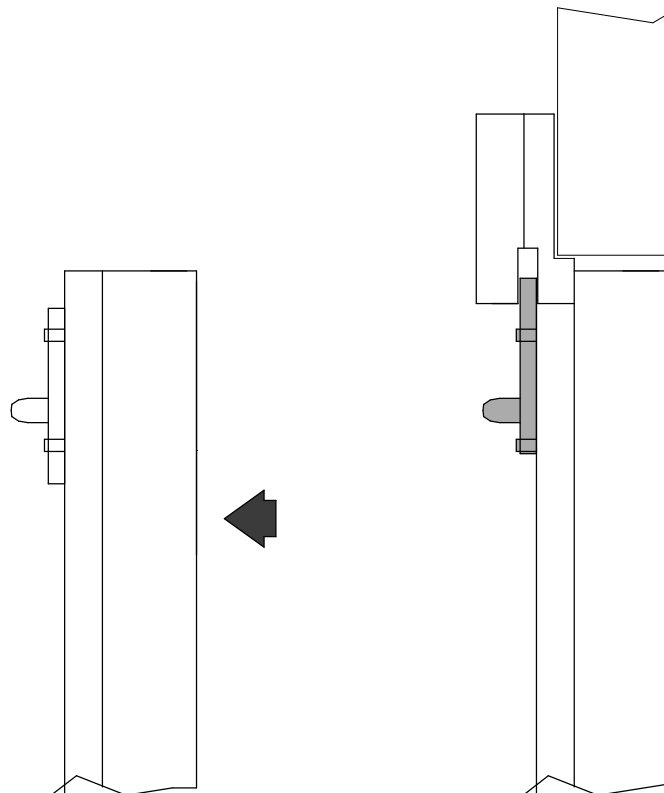
2.



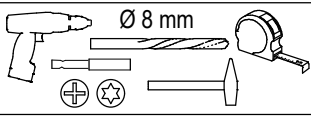
3.

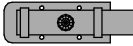


4.

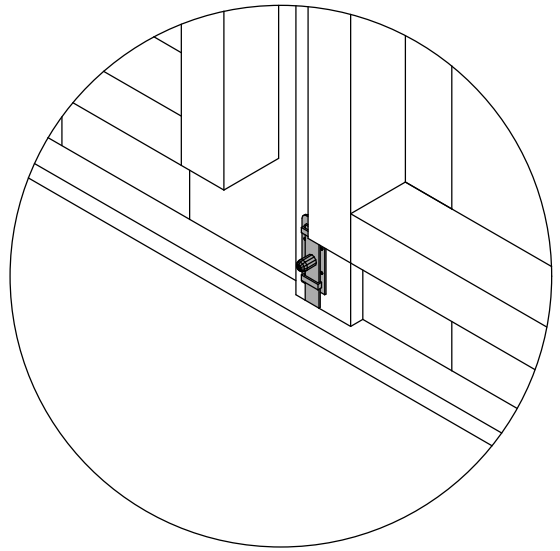


25



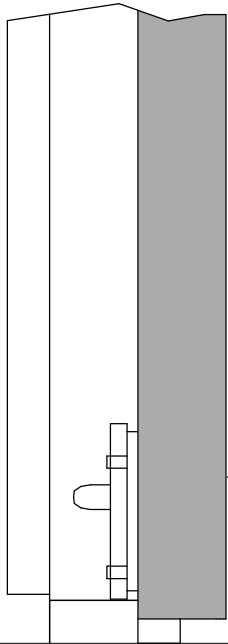
1x  75113

4x  20031

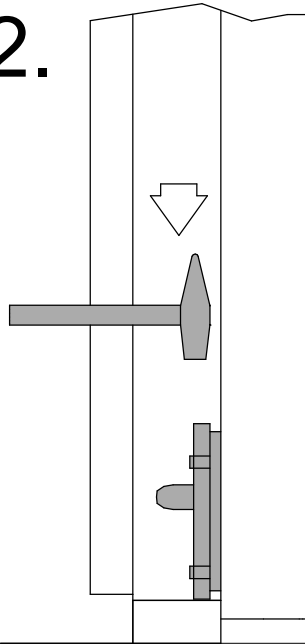


part. b

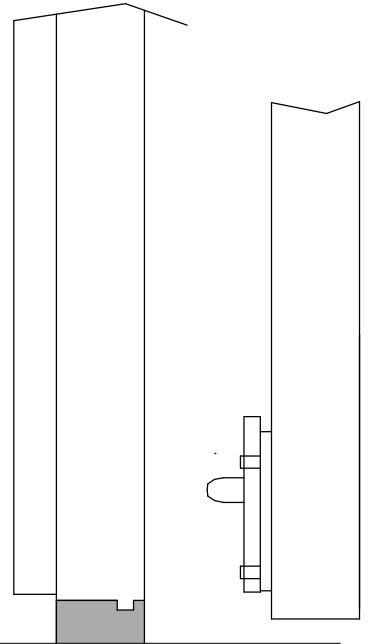
1.



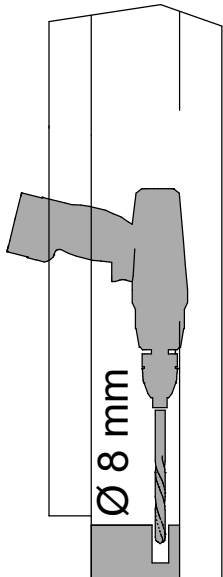
2.



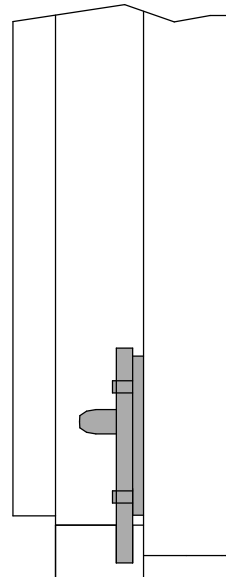
3.



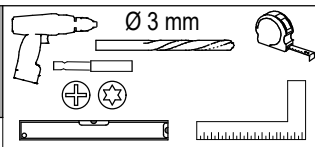
4.



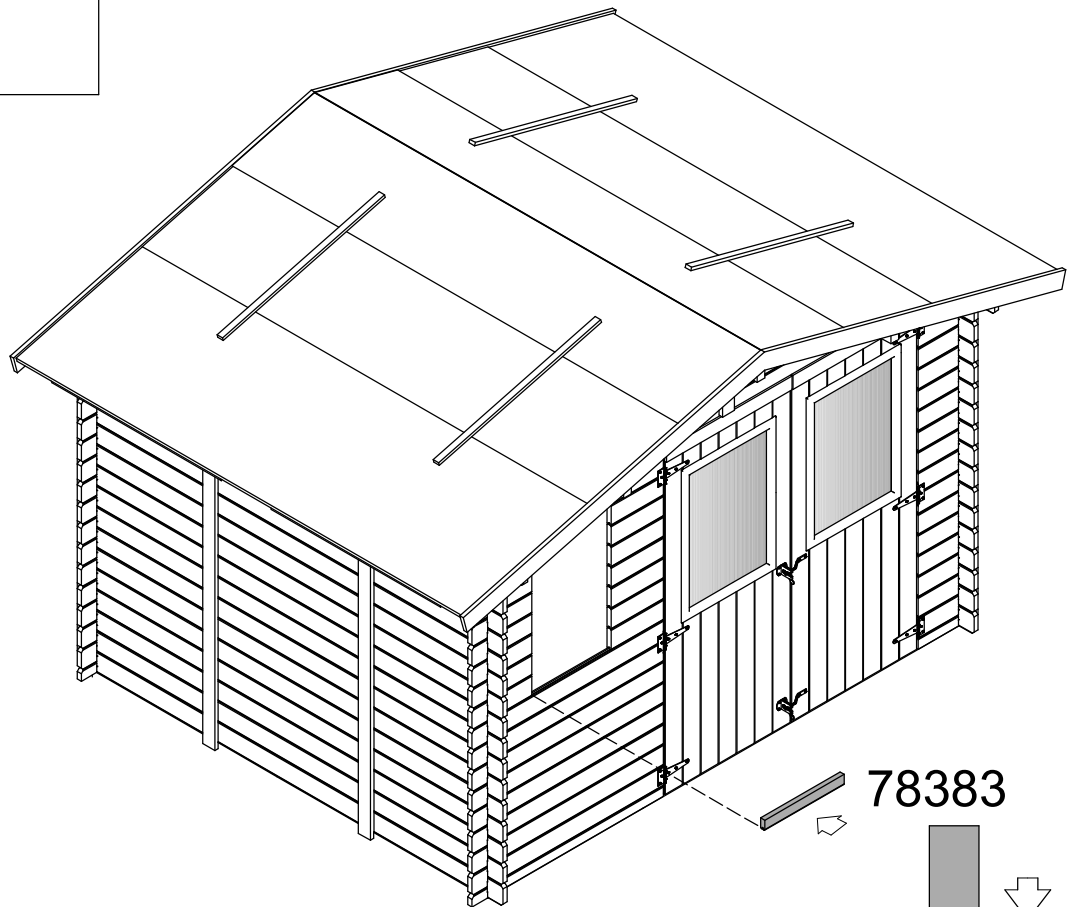
5.




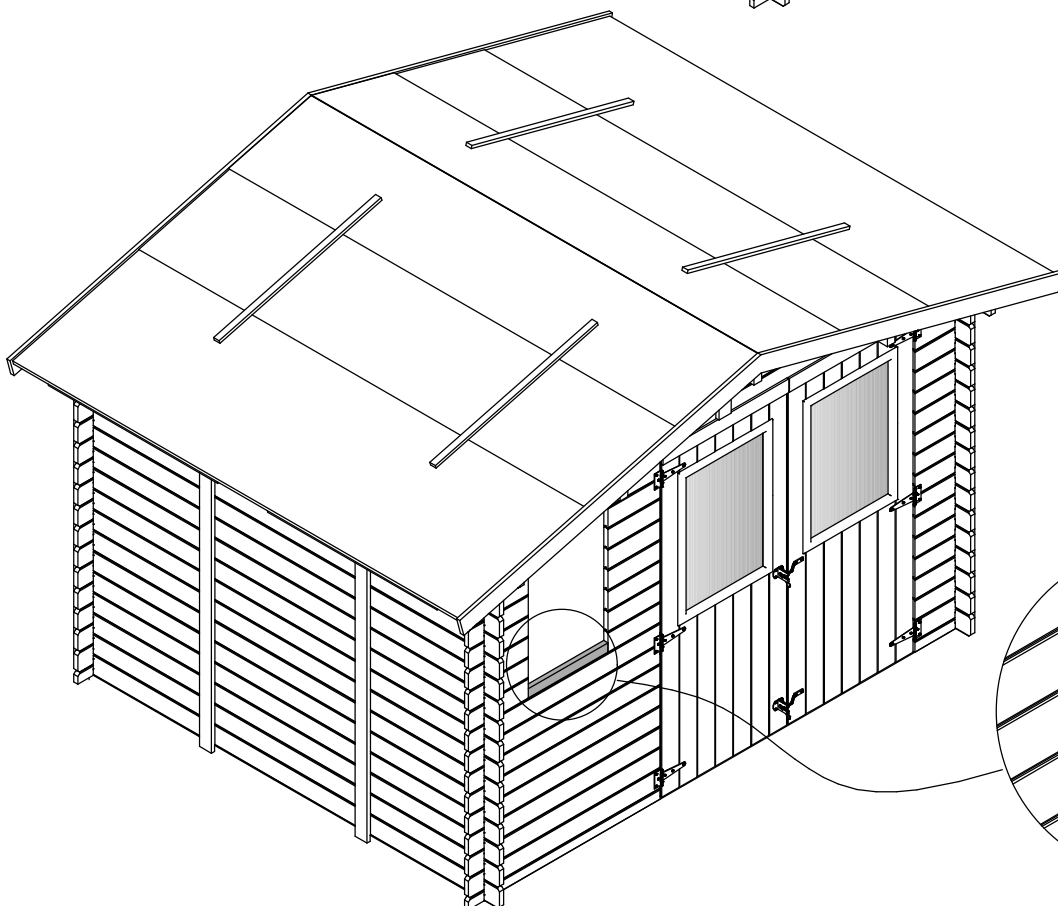
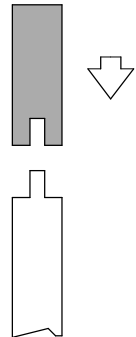
26



1x 78383

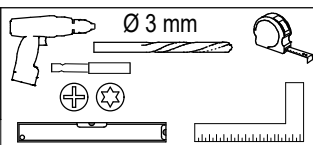


78383



78383

27



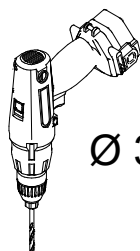
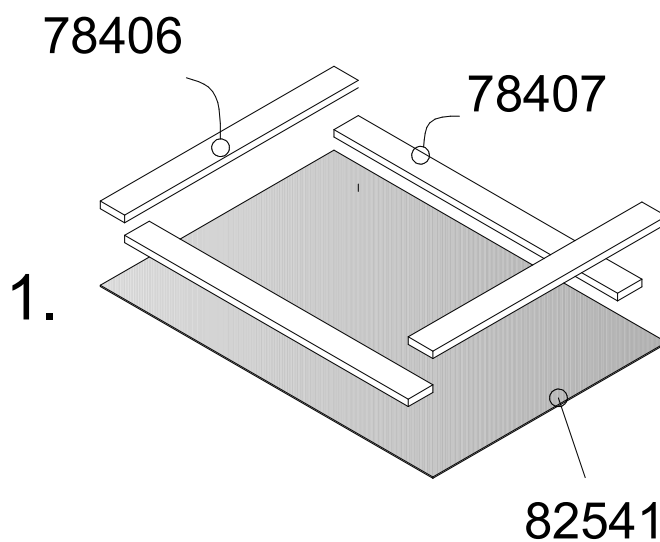
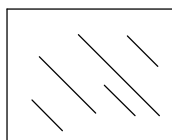
2x 78406



2x 78407

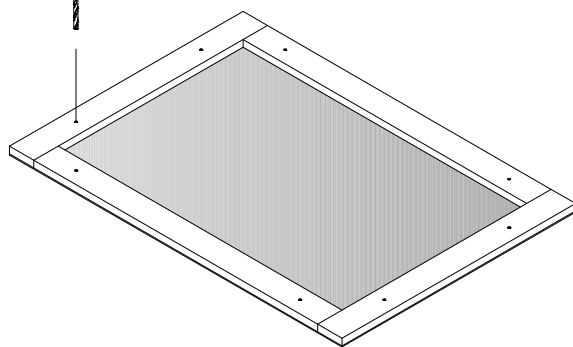


1x 82541

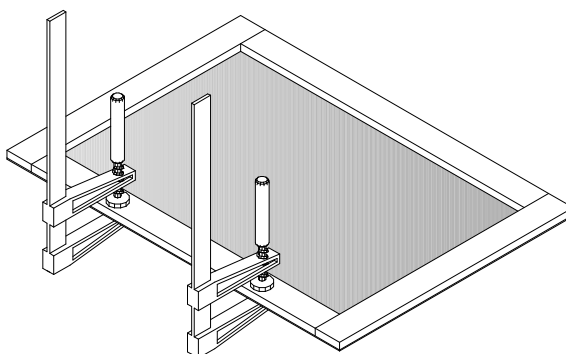


Ø 3 mm

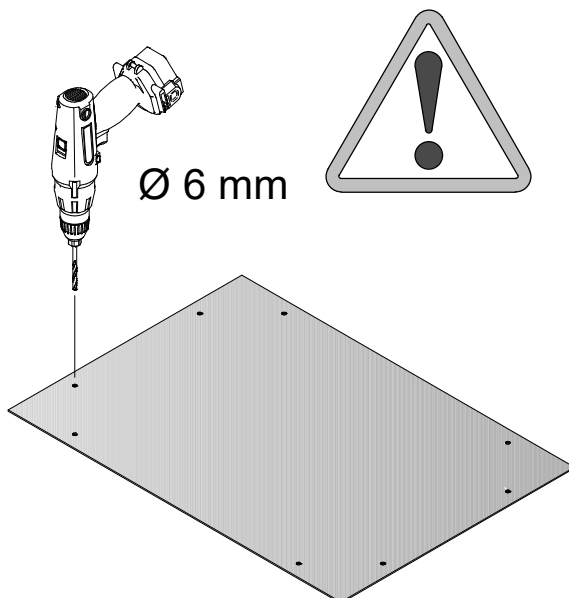
3.



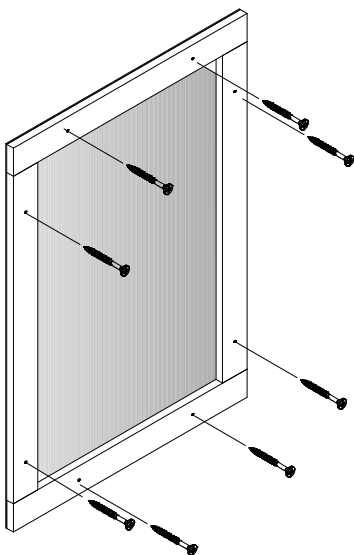
2.



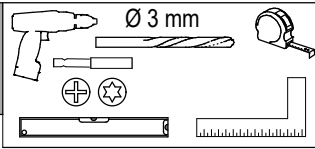
4.




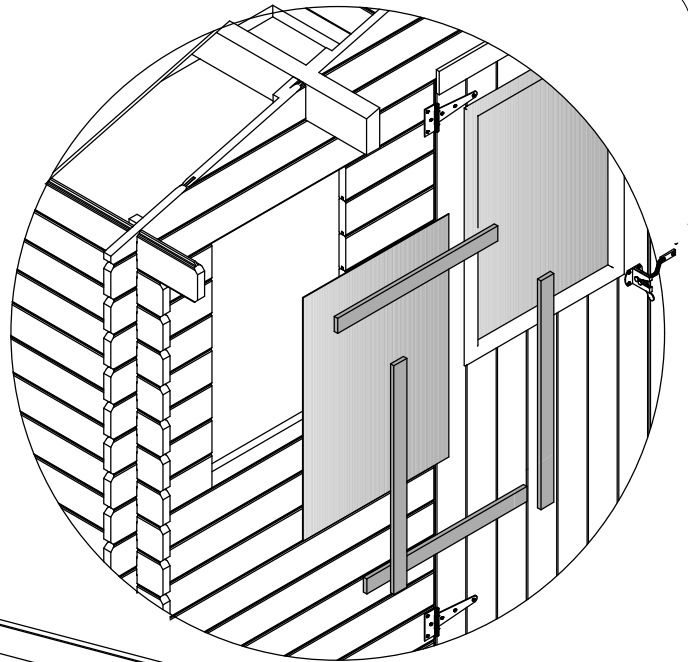
5.



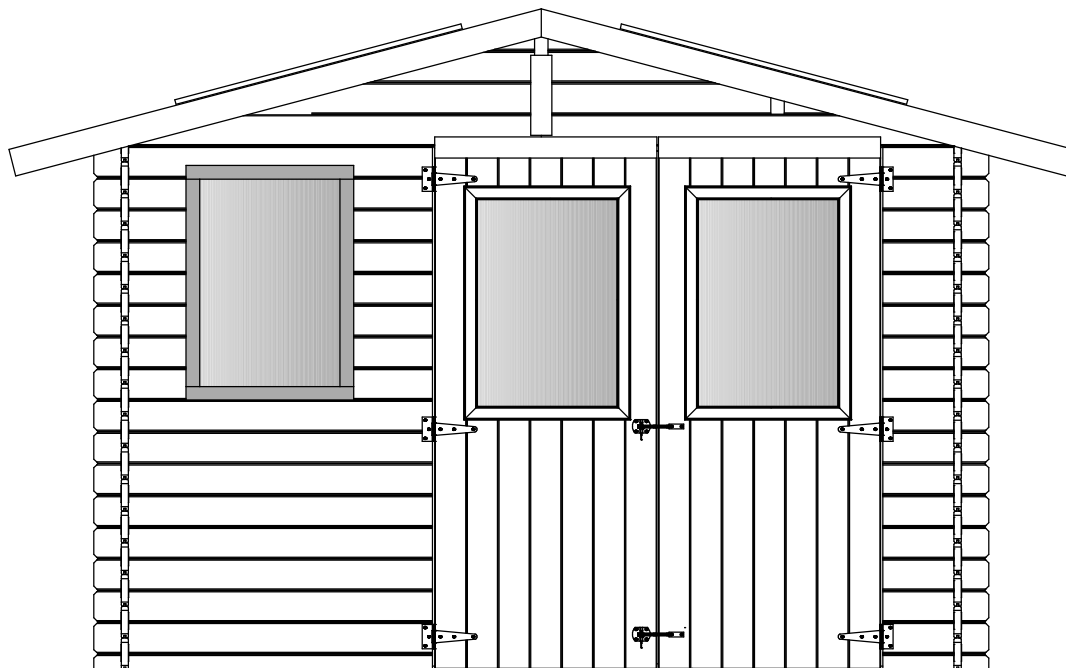
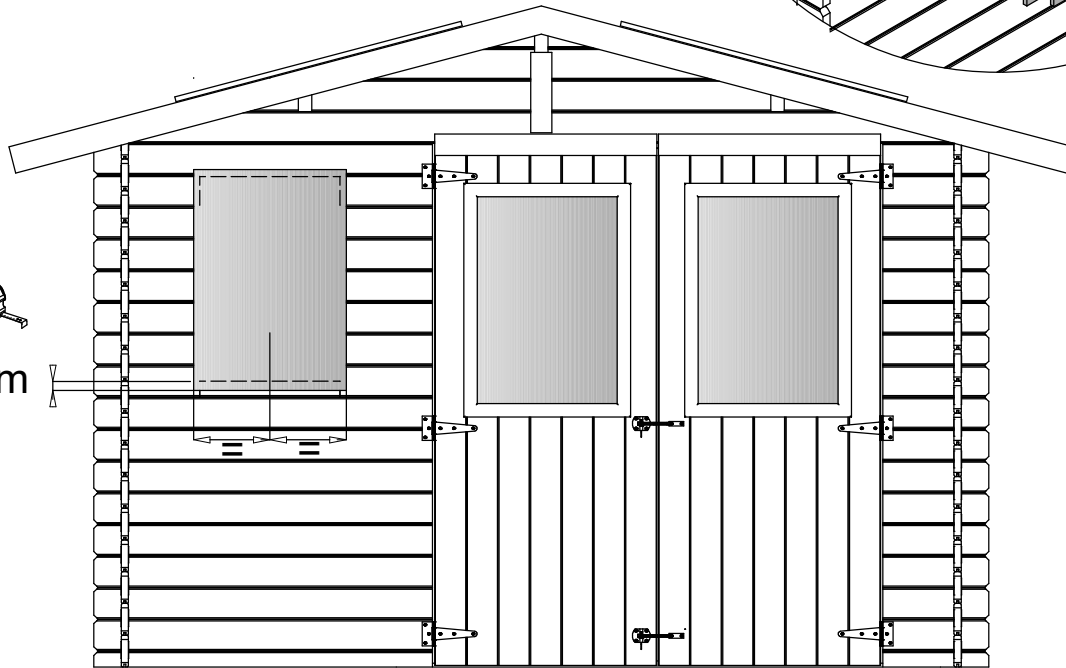
28



8x  20020




1,5 cm



IT

Si può verificare la seguente situazione:
una leggera deformazione dell'anta verso l'esterno particolare "A1"

Possibile soluzione:

- 1) la prima azione da compiere è non lasciare mai esposto il legno all'intemperie senza una adeguata protezione, la venice di qualità è una delle prerogative per questo scopo;
- 2) accertarsi che la porta della vostra casetta rimanga costantemente chiusa mediante l'aggancio del chiavistello centrale;
- 3) nel caso si manifesti la situazione al punto "A1", procedere acquistando un chiavistello da porre come da disegno allegato "B1" (non compreso nel kit).

EN

The following situation may occur:
a slight outward deformation of the leaf detail "A1"

Possible solution:

- 1) the first action to take is never to leave the wood exposed to bad weather without adequate protection, quality venice it is one of the prerogatives for this purpose;
- 2) Make sure your cottage door stays on constantly closed by hooking the central bolt;
- 3) if the situation in point "A1" occurs, proceed with the purchase a latch to be placed as per the attached drawing "B1" (not included in the kit).

DE

Folgende Situation kann auftreten:
eine leichte nach außen gerichtete Verformung des Blattdetails "A1"

Mögliche Lösung:

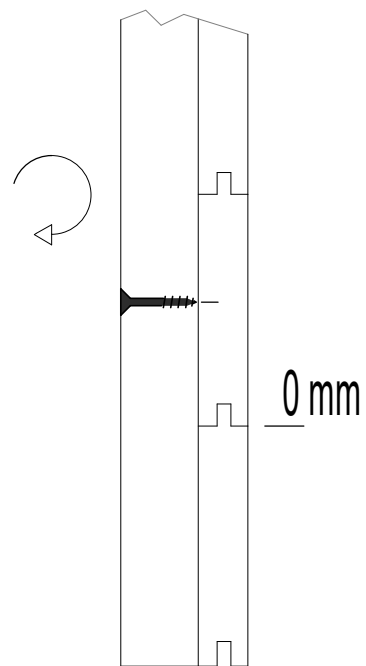
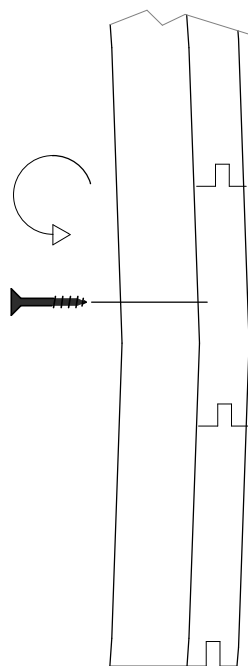

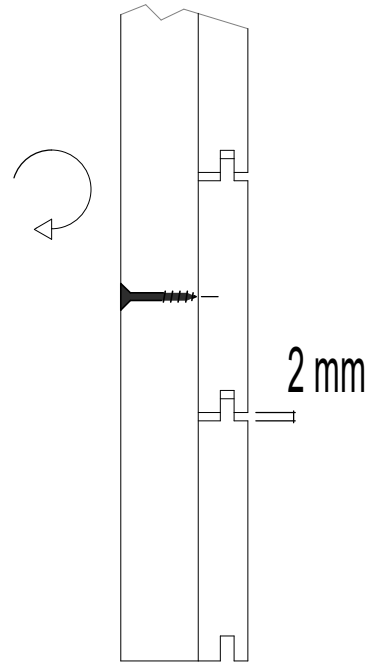
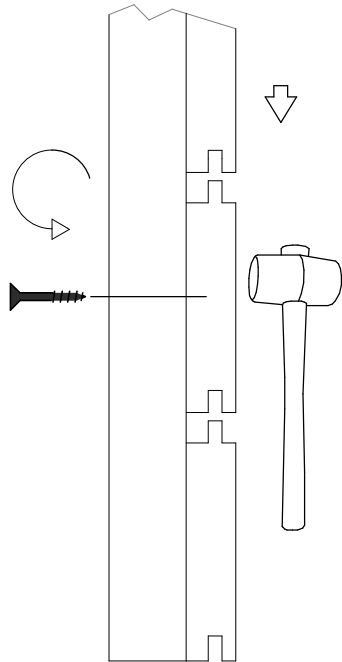
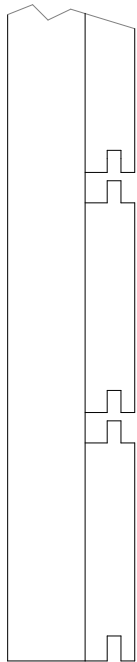

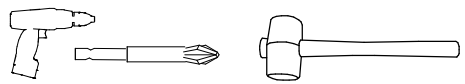
- 1) Die erste Maßnahme ist, das Holz niemals freiliegend zu lassen bei schlechtem Wetter ohne ausreichenden Schutz, Qualität Venedig es ist eines der Vorrechte für diesen Zweck;
- 2) Stellen Sie sicher, dass Ihre Hüttentür ständig geschlossen bleibt geschlossen durch Einhängen des Zentralbolzens;
- 3) Wenn die Situation in Punkt "A1" eintritt, fahren Sie mit dem Kauf fort eine Verriegelung, die gemäß der beigefügten Zeichnung zu platzieren ist "B1" (nicht im Bausatz enthalten).

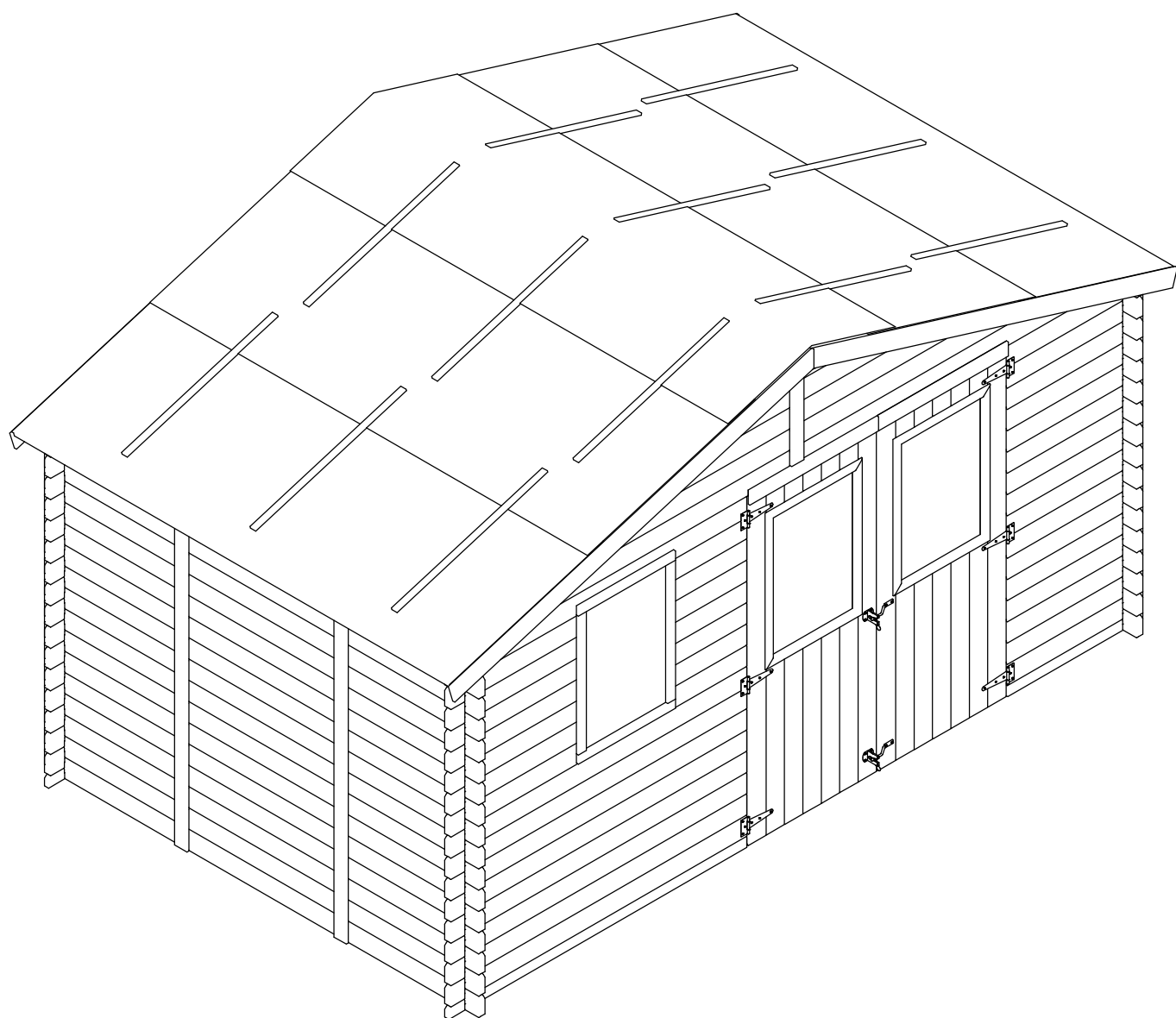
FR

La situation suivante peut se produire :
une légère déformation vers l'extérieur du détail de la feuille "A1"

Solution possible:

- 1) la première chose à faire est de ne jamais laisser le bois exposé aux intempéries sans protection adéquate, venise de qualité c'est une des prérogatives à cet effet;
- 2) Assurez-vous que la porte de votre chalet reste allumée en permanence fermé en accrochant le pêne central;
- 3) si la situation au point "A1" se produit, procéder à l'achat un loquet à placer selon le dessin joint "B1" (non inclus dans le kit).







AVVERTENZE E SICUREZZA DEL PRODOTTO:

CASSETTA IN LEGNO DA GIARDINO

Gentile Cliente,

nel valutare l'acquisto di un nostro prodotto ti suggeriamo di tenere in considerazione le seguenti informazioni:

- Il prodotto si intende sicuro se utilizzato in modo congruo alla destinazione di utilizzo per cui è stato progettato: CAPANNO IN LEGNO PER RICOVERO ATTREZZI.
- Il prodotto viene consegnato in kit di montaggio; fino al momento del montaggio si raccomanda di conservare il kit in luogo asciutto e non appoggiato direttamente sul pavimento, mantenendolo protetto da agenti atmosferici (acqua, sole ecc.) fino al montaggio definitivo. Non conservare il prodotto in ambienti riscaldati.
- Tutte le verifiche urbanistiche, statiche e di sicurezza dovranno essere controllate da un tecnico locale in merito a: luogo di installazione, validità appoggi, portata solai, uso di coperture in funzione della ventosità o del carico neve delle zone di installazione.
- Si raccomanda di assemblare il prodotto seguendo le indicazioni contenute nelle istruzioni di montaggio e utilizzando gli strumenti indicati nelle medesime; sono richieste buone nozioni di bricolage - fai da te, in caso di difficoltà si consiglia di affidare il montaggio a professionisti esperti.
- Prima del montaggio del prodotto è necessario predisporre un adeguato basamento (cemento, autobloccante o altro) perfettamente livellato; se il ricovero che avete scelto non è provvisto di pavimento, si raccomanda di predisporre un basamento idoneo a svolgere tale funzione.
- Una volta terminato il montaggio si raccomanda di trattare il prodotto con un impregnante all'acqua da eseguirsi su tutte le sue parti in legno e di ripetere periodicamente l'operazione con una frequenza da valutare in base all'esposizione del prodotto agli agenti atmosferici.
- Per la verniciatura usare attrezzi e vernici di qualità e rispettare le istruzioni di sicurezza e applicazione del produttore della vernice. Non verniciare in pieno sole o in caso di pioggia e farsi consigliare dettagliatamente dal venditore sulla protezione di legni di conifera trattati. Con una regolare verniciatura aumenterete notevolmente la durata della vostra casetta in legno.
- Si consiglia di lubrificare con regolare frequenza le parti mobili quali serratura, cerniere e catenacci facendo attenzione a non imbrattare le parti circostanti.
- Non salire sul tetto
- Il legno è un prodotto naturale e si muove in modo variabile. Caratteristiche quali venature grosse e sottili, sfumature e cambiamenti di colore nonché nodi sono dovuti alla crescita dell'albero. Sono del tutto normali nei legni che crescono all'aperto, e pertanto non sono da considerare difetti ma piuttosto una caratteristica del legno naturale.
- A fine vita del prodotto provvedere a consegnare la casetta direttamente all'ECOCENTRO nel cassonetto del LEGNO oppure, nei comuni dove è previsto, mediante il ritiro rifiuti ingombranti
- L'utilizzo del prodotto da parte di bambini deve avvenire sotto la supervisione di un adulto

In caso di necessità di ulteriori informazioni o chiarimenti è possibile contattare il produttore presso:

ALCE Srl – Via Bosa, 9 – 42045 Luzzara (RE) - info@alceweb.com – www.alceweb.com

(IT)

L'installazione delle cassette può essere disciplinata dal **DPR 380/01 - "Testo Unico delle disposizioni legislative e regolamentari in materia di edilizia"**. Tale prodotto viene venduto non conoscendo le specifiche tecniche necessarie, viene offerto disconoscendo il luogo di installazione, le eventuali problematiche connesse e la sua eventuale funzionalità specifica. Tutte le verifiche statiche e strutturali legate al sito di posa e all'aggancio con strutture preesistenti dovranno pertanto essere eseguite da un tecnico abilitato in funzione del luogo di installazione, della validità ed opportunità degli appoggi dei relativi fissaggi, dei carichi di neve, della portata dei solai e dei coefficienti di ventosità dei luoghi di installazione. Pertanto il venditore non sarà ritenuto responsabile per danni verificatisi a seguito della mancata verifica statica e strutturale di cui sopra; inoltre la parte venditrice declina altresì ogni responsabilità sull'uso e/o montaggio non corretto dei materiali venduti. Sarà esclusivo onere del cliente ottenere l'eventuale rilascio di concessioni, autorizzazioni, permessi edilizi o qualsiasi altra documentazione da rilasciarsi dalla P. A. necessaria alla realizzazione dell'opera in conformità delle norme urbanistiche vigenti, siano esse nazionali, regionali o comunali.

Movimenti e comportamenti del legno:

le fessurazioni, crepe, spaccature e torsioni verificatesi sui profili di legno massello o lamellare sono da ritenersi fenomeni naturali tipici della materia prima legno, e pertanto non sono da considerarsi difetto e/o vizio, a meno che non siano di entità tale da pregiudicarne la stabilità e quindi comprometterne l'utilizzo.

(EN)

The installation of the sheds may be regulated by Presidential Decree 380/01 - "Consolidated Law on Legislative and Regulatory Provisions on Building." This product is sold without knowing the necessary technical specifications, and is offered without knowing the installation location, any related issues, and its specific functionality. All static and structural checks related to the installation site and the connection to pre-existing structures must therefore be performed by a qualified technician based on the installation location, the validity and appropriateness of the supports and related fixings, snow loads, the load-bearing capacity of the floors, and the wind coefficients of the installation locations. Therefore, the seller will not be held liable for damages resulting from the failure to perform the aforementioned static and structural checks; furthermore, the seller declines any liability for the incorrect use and/or assembly of the materials sold. The customer is solely responsible for obtaining any permits, authorizations, building permits, or any other documentation issued by the Public Administration necessary for the construction of the project, in compliance with applicable urban planning regulations, whether national, regional, or municipal.

Movements and behavior of wood:

Cracks, cracks, splits, and twisting occurring on solid or laminated wood profiles are considered natural phenomena typical of the raw material wood and therefore are not considered defects and/or faults, unless they are of such a magnitude as to compromise the stability and therefore compromise its use.

(DE)

Die Installation der Gerätehäuser kann durch das Präsidialdekret 380/01 – „Konsolidiertes Gesetz über gesetzliche und regulatorische Bestimmungen im Bauwesen“ geregelt sein. Dieses Produkt wird ohne Kenntnis der erforderlichen technischen Spezifikationen verkauft und ohne Kenntnis des Installationsorts, aller damit verbundenen Aspekte und seiner spezifischen Funktionalität angeboten. Alle statischen und strukturellen Prüfungen im Zusammenhang mit dem Installationsort und dem Anschluss an bestehende Strukturen müssen daher von einem qualifizierten Techniker durchgeführt werden. Dabei sind der Installationsort, die Gültigkeit und Eignung der Stützen und zugehörigen Befestigungen, die Schneelasten, die Tragfähigkeit der Böden und die Windkoeffizienten der Installationsorte zu berücksichtigen. Der Verkäufer haftet daher nicht für Schäden, die sich aus der Nichtdurchführung der oben genannten statischen und strukturellen Prüfungen ergeben. Darüber hinaus lehnt der Verkäufer jegliche Haftung für die unsachgemäße Verwendung und/oder Montage der verkauften Materialien ab. Der Kunde ist allein dafür verantwortlich, alle für die Ausführung des Projekts erforderlichen Genehmigungen, Zulassungen, Baugenehmigungen oder sonstigen Unterlagen der öffentlichen Verwaltung gemäß den geltenden nationalen, regionalen oder kommunalen städtebaulichen Vorschriften einzuholen.

Bewegungen und Verhalten von Holz:

Risse, Risse, Spalten und Verwindungen an Massiv- oder Schichtholzprofilen gelten als natürliche, für den Rohstoff Holz typische Phänomene und stellen daher keine Mängel dar, es sei denn, sie sind so groß, dass sie die Stabilität beeinträchtigen und somit die Nutzung beeinträchtigen.

(FR)

L'installation des abris peut être réglemantée par le décret présidentiel 380/01 (Loi consolidée relative aux dispositions législatives et réglementaires relatives à la construction). Ce produit est vendu sans les spécifications techniques requises, ni le lieu d'installation, ni les problèmes connexes, ni sa fonctionnalité spécifique. Toutes les vérifications statiques et structurelles relatives au lieu d'installation et à la connexion aux structures préexistantes doivent donc être effectuées par un technicien qualifié, en fonction du lieu d'installation, de la validité et de la pertinence des supports et des fixations, des charges de neige, de la capacité portante des planchers et des coefficients de vent des lieux d'installation. Par conséquent, le vendeur ne sera pas tenu responsable des dommages résultant du non-respect des vérifications statiques et structurelles susmentionnées ; de plus, le vendeur décline toute responsabilité en cas d'utilisation et/ou de montage incorrects des matériaux vendus. Le client est seul responsable de l'obtention des permis, autorisations, permis de construire ou autres documents délivrés par l'administration publique nécessaires à la construction du projet, conformément à la réglementation urbanistique applicable, qu'elle soit nationale, régionale ou municipale.

Mouvements et comportement du bois :

Les fissures, fentes et torsions survenant sur les profilés en bois massif ou lamellé-collé sont considérées comme des phénomènes naturels propres à la matière première, le bois, et ne constituent donc pas des défauts, sauf si leur ampleur compromet la stabilité et, par conséquent, son utilisation.